




COOKOUT

It's worth the wait



WEEK
FOUR
APRIL 2024

SMALL GROUP

2-3

PRELUDE

SOCIAL

STORY

WORSHIP

GROUPS

HOME

PROVIDING TIME FOR FUN INTERACTION
15 MINUTES

MADE TO PLAY

an activity that encourages learning through following guidelines and working as a group



2. OPENING ACTIVITY

WHAT YOU NEED: No supplies needed

WHAT YOU DO:

- Divide kids into teams of 3-4.
- Say: "I want you to imagine you're waiting in the world's longest line for food at your neighborhood cookout."
- Instruct the kids to come up with a game to play while they are waiting.
 - Provide some examples, but encourage creativity: Simon Says, I Spy, the alphabet game, etc.
- Encourage teams to work together to agree on a game to play or make up.
- Give each team time to play a few rounds of their chosen game.

WHAT YOU SAY:

"Waiting isn't so bad when you can turn your focus from waiting to having fun, right? Can each team share what game you chose? (*Invite responses.*)
[Transition] Today in Large Group we're going to hear about something else you can focus on while you're waiting."

Lead your group to the Large Group area.

TODAY'S BIBLE STORY

I'm with You

Simeon Waits for the Messiah
Luke 2:25-35

TODAY'S BOTTOM LINE

God is with you while you wait.

MONTHLY MEMORY VERSE

**"Wait for the Lord. Be strong
and don't lose hope. Wait
for the Lord."**

Psalm 27:14, NIV

MONTHLY VIRTUE

**Patience—Waiting until later
for what you want now**


BASIC TRUTH

I can trust God no matter what.



COOKOUT

It's worth the wait



WEEK
FOUR
APRIL 2024

SMALL GROUP

2-3

PRELUDE

SOCIAL

STORY

WORSHIP

GROUPS

HOME

CREATING A SAFE PLACE TO CONNECT
25 MINUTES

MADE TO CREATE

an activity that explores spiritual ideas through the process of drawing, building, and designing



*2. WHILE I'M WAITING

[LIVE FOR GOD | APPLICATION ACTIVITY]

WHAT YOU NEED: "While I'm Waiting" Activity Page; rice; funnel; empty water bottles; small items—buttons, paper clips, pom-poms, googly eyes, feathers; ribbon; hole punch; and scissors; *Optional: packaging tape*

TODAY'S BIBLE STORY

I'm with You

Simeon Waits for the Messiah
Luke 2:25-35

TODAY'S BOTTOM LINE

God is with you while you wait.

MONTHLY MEMORY VERSE

"Wait for the Lord. Be strong and don't lose hope. Wait for the Lord."

Psalm 27:14, NIV

MONTHLY VIRTUE

Patience—Waiting until later for what you want now

BASIC TRUTH

I can trust God no matter what.

WHAT YOU DO:

- Give each kid an empty bottle and one of each of the five small objects.
- Ask kids to place the objects inside their bottle.
- Help each kid funnel rice in their bottle, leaving three inches from the top.
- Demonstrate to the kids how to secure the cap on their bottle.
 - *Optional: If you're not doing the Memory Verse Activity, help kids secure the cap with packaging tape.*
- Set out the scissors and the hole punch for kids to share.
- Give each kid a card from the "While I'm Waiting" Activity Page.
- Instruct each kid to punch a hole in the top of their card from the "While I'm Waiting" Activity Page.
- Help kids cut a piece of ribbon to loop through the card and tie it around their bottle.
- Invite kids to read on their cards how each item helps them remember God's truths while they are waiting.
- Instruct the kids to hang on to their water bottles for the Memory Verse Activity.

WHAT YOU SAY:


"Waiting well is hard. But, remember that you don't have to do it on your own! When we follow Jesus, God sends the Holy Spirit to help us. Patience is a gift from God.

"This week, if you find yourself becoming impatient, use your bottle to remind you what God is like. We can use our waiting time to show others what God is like by loving others and having a good attitude. As you look at all the items inside your water bottle, remember **God is with you while you wait.**"



COOKOUT

It's worth the wait



WEEK
FOUR
APRIL 2024

SMALL GROUP
2-3

PRELUDE

SOCIAL

STORY

WORSHIP

GROUPS

HOME

CREATING A SAFE PLACE TO CONNECT
25 MINUTES

MADE TO EXPLORE

an activity that extends learning through hands on experimentation and discovery



3. GOD IS WITH ME

[HEAR FROM GOD | MEMORY VERSE ACTIVITY]

WHAT YOU NEED: Bibles, prepared water bottles from While I'm Waiting activity, letter beads, and tacky glue or packaging tape; *Optional: paper and pens*

WHAT YOU DO:

- Give every 2-3 kids a Bible to share.
- Lead them to look up the Memory Verse using the Bible Navigation Tips below.

***Finding verses with 2nd and 3rd graders:** Guide them to open their Bibles to the front and find the table of contents. (Hold up a Bible opened to the table of contents to show the kids what the page looks like.) When the kids find the table of contents, lead them to find Psalms in the list under "Old Testament." When the kids find Psalms, lead them to look at the page number beside the word. Explain that the number tells them on what page they can find Psalms. Help the kids find the page. When they find Psalms, explain that the big numbers on the page are the chapter numbers. Help them find chapter 27. Explain that the small numbers are verse numbers. Help them find verse 14 in chapter 27.*

- Invite a few kids to read the verse aloud.
- Recite the Memory Verse a few times together.
- Set out the beads.
- Instruct kids to find one of each of the following letters: W, F, T, and L.
 - Explain these letters will remind them of the verse: Wait for the Lord.
- Instruct kids to place their beads inside their bottles and secure the lid back on top.
- Help kids put tacky glue around the lids of their bottles so they're extra secure (and/or secure with packaging tape).
- Invite kids to shake their bottles up and try to find the beads in order of the Memory Verse: W, F, T, L. (Wait for the Lord.)

NOTE: If you did not choose to do the While I'm Waiting activity, challenge teams of kids to write out as much of the Memory Verse as possible using letter beads. Instruct the teams to arrange the letters on paper and fill in the rest with a pen. See which team can finish first.

WHAT YOU SAY:

"Our Memory Verse tells us to wait for the Lord. But, what does this actually look like? (Invite responses. Prompt kids with examples if needed.)

"If you are waiting for ice cream to be served, you can show people what Jesus is like by being grateful instead of grumbling. If you moved to a new city and haven't found friends yet, you can trust that God is going to provide for you. This week, I want you to use your bottles to remind you that **God is with you while you wait** no matter what you are waiting through."

TODAY'S BIBLE STORY

I'm with You

Simeon Waits for the Messiah
Luke 2:25-35

TODAY'S BOTTOM LINE

God is with you while you wait.

MONTHLY MEMORY VERSE

"Wait for the Lord. Be strong and don't lose hope. Wait for the Lord."

Psalm 27:14, NIV

MONTHLY VIRTUE

Patience—Waiting until later for what you want now

BASIC TRUTH

I can trust God no matter what.



COOKOUT

It's worth the wait



WEEK
FOUR
APRIL 2024

SMALL GROUP
2-3

PRELUDE

SOCIAL

STORY

WORSHIP

GROUPS

HOME

CREATING A SAFE PLACE TO CONNECT
25 MINUTES

MADE TO REFLECT

an activity that creates space for personal understanding and application



4. PRAY AND DISMISS [PRAY TO GOD | PRAYER ACTIVITY]

WHAT YOU NEED: No supplies needed

WHAT YOU DO:

- One by one, invite the kids in the group to share anything they are waiting for or times they have felt impatient before.
- After each kid shares, instruct the group to say: **"God is with you while you wait."**
- Close your group time in prayer.

TODAY'S BIBLE STORY

I'm with You

Simeon Waits for the Messiah
Luke 2:25-35

WHAT YOU SAY:

"God, thank You that You don't leave us in the waiting. No matter how long we have to wait and no matter what we're waiting for, You have promised that everything will be made right in the end for those who follow Jesus. Please work through Your Holy Spirit in us to help us this week to wait with hope. May we trust and believe that **God is with you while you wait.** We love You and we pray these things in Jesus' name. Amen."

TODAY'S BOTTOM LINE

God is with you while you wait.

As adults arrive to pick up, ask kids to show off their While I'm Waiting bottles and ask them what the W, F, T and L beads mean. Encourage them to remember that God is with them while they wait this week!

MONTHLY MEMORY VERSE

"Wait for the Lord. Be strong and don't lose hope. Wait for the Lord."

Psalm 27:14, NIV

MONTHLY VIRTUE

Patience—Waiting until later for what you want now

BASIC TRUTH

I can trust God no matter what.