



# COOKOUT

It's worth the wait



WEEK  
**TWO**  
APRIL 2024

SMALL GROUP  
**2-3**

PRELUDE

SOCIAL

STORY

WORSHIP

GROUPS

HOME

PROVIDING TIME FOR FUN INTERACTION  
15 MINUTES

## MADE TO PLAY

an activity that encourages learning through following guidelines and working as a group



*Before kids arrive, take a few moments to pray for them. Pray for those who might be visiting your group for the first time. Ask God's Spirit to give you the gift of patience as you prepare for group time. Pray that as the kids of your group encounter situations where they feel like they can't wait, that they would stop and think in order to make the wise choice. Ask God to help them remember that God can help them wait.*

## TODAY'S BIBLE STORY

**Can't Hardly Wait**  
Esau's Impatience  
Genesis 25:24-34

*NOTE: Week 4 will require one empty water bottle for each kid. Continue asking leaders and others to save their bottles!*

## 1. EARLY ARRIVER

**WHAT YOU NEED:** Offering container, whiteboard, and dry erase markers, dry eraser

### WHAT YOU DO:

- Welcome kids by name as they arrive.
- Invite kids who have brought an offering to put it in the offering container.
- As kids arrive, ask: "What are your favorite foods to eat at a cookout or outdoor gathering?"
- When several kids have gathered, ask:
  - "If you were at a cookout, which food would you choose to get a second serving of?"
- Encourage the kids to answer this question silently to themselves.
- One by one, invite each kid to come up in front of the group and draw a picture of the food they chose on the whiteboard.
- Encourage the rest of the group to try to guess what they're drawing.
- Instruct the kid who guesses correctly to draw for the group next.
- If no one in the group guesses correctly, invite the kid who is drawing to share with the group once the drawing is complete and choose someone to go next.

## TODAY'S BOTTOM LINE

**When you think you can't wait, think twice.**

## MONTHLY MEMORY VERSE

**"Wait for the Lord. Be strong and don't lose hope. Wait for the Lord."**  
Psalm 27:14, NIRV

## MONTHLY VIRTUE

**Patience—Waiting until later for what you want now**


## BASIC TRUTH

**I need to make the wise choice.**



# COOKOUT

It's worth the wait



WEEK  
**TWO**  
APRIL 2024

SMALL GROUP  
**2-3**

PRELUDE

SOCIAL

STORY

WORSHIP

GROUPS

HOME

CREATING A SAFE PLACE TO CONNECT  
25 MINUTES

## MADE TO IMAGINE

an activity that promotes empathy and facilitates biblical application through role-play and reenactment



## \*2. THINK TWICE

[LIVE FOR GOD | APPLICATION ACTIVITY]

**WHAT YOU NEED:** "Think Twice" Activity Page, "Think Twice Stickers" Activity Page, and markers

### WHAT YOU DO:

- Give every kid a "Think Twice" Activity Page.
- Set out the "Think Twice Stickers" Activity Page for kids to share from during the activity.
  - Explain that the "x2" is a reminder to think twice before reacting.
- Choose one kid to read the first scenario from the "Think Twice" Activity Page.
- Instruct the kids to place a "x2" label from the "Think Twice Stickers" Activity Page in the circle next to the first scenario.
- Ask: "If you choose to think twice, what kind of outcome could you have?"
- Set out the markers.
- Invite kids to use the markers to draw a picture or write out how the story could end when they choose to think twice in the box beside the first scenario on the "Think Twice" Activity Page.
- Invite volunteers to share their "Think Twice" endings to each scenario.
- Repeat with each of the four scenarios on the "Think Twice" Activity Page.
- Keep the extra stickers for the Pray and Dismiss Activity.

## TODAY'S BIBLE STORY

**Can't Hardly Wait**  
Esau's Impatience  
Genesis 25:24-34

## TODAY'S BOTTOM LINE

**When you think you can't wait, think twice.**

## MONTHLY MEMORY VERSE

**"Wait for the Lord. Be strong and don't lose hope. Wait for the Lord."**  
Psalm 27:14, NIRV

## MONTHLY VIRTUE

**Patience—Waiting until later for what you want now**

## BASIC TRUTH

**I need to make the wise choice.**

### WHAT YOU SAY:

"Good job thinking twice, friends! It can be easy to make unwise decisions. Our emotions can lead us astray before we even realize it. This could look like anger taking over and yelling at our sister when she borrows your favorite shirt, or greed causing you to feel ungrateful when you're waiting for a turn to play a game. This is why it's so important to think twice. Thinking twice gives us a second to breathe. It helps us make a wise decision that benefits everyone, including you!


"The best part is, we don't have to figure out how to make the wise, patient choice alone. See, when we follow Jesus, God sends the Holy Spirit to live inside us. Patience is a gift from God's Spirit. So, **when you think you can't wait, think twice.**"

**[Make It Personal] (Share about a time you showed patience by stopping to think twice and how it helped you make the wise choice.)**



# COOKOUT

It's worth the wait



WEEK  
**TWO**  
APRIL 2024

SMALL GROUP  
**2-3**

PRELUDE

SOCIAL

STORY

WORSHIP

GROUPS

HOME

CREATING A SAFE PLACE TO CONNECT  
25 MINUTES

## MADE TO PLAY

an activity that encourages learning through following guidelines and working as a group



## 3. ECHO THAT

[HEAR FROM GOD | MEMORY VERSE ACTIVITY]

**WHAT YOU NEED:** Bibles, paper, and markers

**WHAT YOU DO:**

- Divide the group into two teams.
- Instruct the teams to sit on separate sides of your group

space.

- Give each team a Bible, three pieces of paper, and a marker.
- Together, look up the Memory Verse using the Bible Navigation Tips below.

## TODAY'S BIBLE STORY

**Can't Hardly Wait**  
Esau's Impatience  
Genesis 25:24-34

***Finding verses with 2nd and 3rd graders:** Guide them to open their Bibles to the front and find the table of contents. (Hold up a Bible opened to the table of contents to show the kids what the page looks like.) When the kids find the table of contents, lead them to find Psalms in the list under "Old Testament." When the kids find Psalms, lead them to look at the page number beside the word. Explain that the number tells them on what page they can find Psalms. Help the kids find the page. When they find Psalms, explain that the big numbers on the page are the chapter numbers. Help them find chapter 27. Explain that the small numbers are verse numbers. Help them find verse 14 in chapter 27.*

- Instruct teams to write out each of the three lines from the Memory Verse on a separate piece of paper—that's one line per paper.
- When teams have finished, choose a team to go first.
- Quietly assign each team a voice (see the Voice Ideas below) to recite the Memory Verse, section by section.
  - Instruct Team 1 to recite line 1 of the Memory Verse in the voice idea they've been assigned.
  - Instruct Team 2 to echo line 1 the Memory Verse in the voice they heard Team 1 use.
  - Repeat with lines 2 and 3 of the Memory Verse.
- Allow Team 2 to guess Team 1's assigned voice when finished.
- Continue by assigning a new voice to Team 2 and echoing the Memory Verse in that new voice.
- Continue with other voices as time and interest allow.

## TODAY'S BOTTOM LINE

**When you think you can't wait, think twice.**

## MONTHLY MEMORY VERSE

**"Wait for the Lord. Be strong and don't lose hope. Wait for the Lord."**  
Psalm 27:14, NIRV

## MONTHLY VIRTUE

**Patience—Waiting until later for what you want now**

## BASIC TRUTH

**I need to make the wise choice.**


Voice Ideas:

- Cowboy
- Robot
- Opera singer
- Pirate
- Dog
- Cat



# COOKOUT

It's worth the wait



WEEK  
**TWO**  
APRIL 2024

SMALL GROUP

**2-3**

PRELUDE

SOCIAL

STORY

WORSHIP

GROUPS

HOME

CREATING A SAFE PLACE TO CONNECT  
25 MINUTES

## (3. ECHO THAT, CONTINUED)

### WHAT YOU SAY:

"Did you know studies show that people need to hear something seven times before it really sinks in? Whether I'm learning a Memory Verse or just trying to make a wise choice, it helps to think about it over and over again. Our Memory Verse reminds us that with God's help, it's possible to wait. It's possible to think twice. We don't have to act quickly. God has given us the Holy Spirit to help us stay strong and be patient. **When you think you can't wait, think twice.**"



# COOKOUT

It's worth the wait



WEEK  
**TWO**  
APRIL 2024

SMALL GROUP  
**2-3**

PRELUDE

SOCIAL

STORY

WORSHIP

GROUPS

HOME

CREATING A SAFE PLACE TO CONNECT  
25 MINUTES

## MADE TO REFLECT

an activity that creates space for personal understanding and application



## 4. PRAY AND DISMISS

[PRAY TO GOD | PRAYER ACTIVITY]

**WHAT YOU NEED:** Strips of stickers from the "Think Twice Stickers" Activity Page and markers

**WHAT YOU DO:**

- Give each kid a strip of stickers from the "Think Twice Stickers" Activity Page.
- Set out the markers for kids to decorate their stickers.
- Encourage the kids to take these stickers home and wear a different one several days this week to remind them to think twice.
- Close your group time in prayer.

**WHAT YOU SAY:**

"Dear God, thank You for the gift of patience through Your Holy Spirit. We know that when we choose to believe in You and follow You, we aren't left alone in our waiting. You give us a way to be strong and have hope while we wait. Please make it clear this week when we need to show patience. Help us to slow down and remember: **When you think you can't wait, think twice.** We love You and we pray these things in Jesus' name. Amen."

As adults arrive to pick up, ask kids to share one of their outcomes from the Think Twice Activity and show their "Think Twice Stickers."

## TODAY'S BIBLE STORY

**Can't Hardly Wait**  
Esau's Impatience  
Genesis 25:24-34

## TODAY'S BOTTOM LINE

**When you think you can't wait, think twice.**

## MONTHLY MEMORY VERSE

**"Wait for the Lord. Be strong and don't lose hope. Wait for the Lord."**  
Psalm 27:14, NIRV

## MONTHLY VIRTUE

**Patience—Waiting until later for what you want now**

## BASIC TRUTH

**I need to make the wise choice.**