



COOKOUT

It's worth the wait



WEEK
ONE
APRIL 2024

SMALL GROUP
2-3

PRELUDE

SOCIAL

STORY

WORSHIP

GROUPS

HOME

CREATING A SAFE PLACE TO CONNECT
25 MINUTES

MADE TO PLAY

an activity that encourages learning through following guidelines and working as a group



1. TO WAIT OR NOT TO WAIT

[TALK ABOUT GOD | BIBLE STORY REVIEW]

WHAT YOU NEED: "Cookout Checklist" Activity Page, "Cookout Supply Cards" Activity Page, pens, and prepared cup

WHAT YOU DO:

- Divide the group into two teams.
- Give each a team "Cookout Checklist" Activity Page and pen.
- Choose a team to go first.
- Ask that team a Bible Story Review Question that's listed below.
 - If the team gets the answer correct, instruct one kid from the team to draw a card from the cup of cards from the "Cookout Supply Cards" Activity Page.
 - Direct that team to read the card and choose whether or not they want to keep it based on what they have marked off on their team's "Cookout Checklist."
 - If the team does not want to keep the card, instruct them to put it back and draw another.
 - Teams can only draw another card once more. If they don't need that card either, they will put it back and it's the next team's turn to go.
- Direct teams to cross items off their "Cookout Checklist" Activity Page as they gather enough cards from the "Cookout Supply Cards" Activity Page to do so.
- Continue by asking the other team the next review question.
- Continue the game by alternating asking questions between the teams.
- The first team to gather all of their cookout supplies, wins!
 - Ask any remaining review questions after announcing the winner.
 - If you run out of questions before a team has won, allow teams to take turns choosing cards from the cup until you have a winner.

TODAY'S BIBLE STORY

The Waiting

A Patience Proverb
Proverbs 14:29

TODAY'S BOTTOM LINE

Waiting can make you wise.

MONTHLY MEMORY VERSE

"Wait for the Lord. Be strong and don't lose hope. Wait for the Lord."

Psalm 27:14, NIV

MONTHLY VIRTUE

Patience—Waiting until later for what you want now

BASIC TRUTH

I need to make the wise choice.


Bible Story Review Questions:

1. Today we heard about a verse from a book of the Bible known for wisdom. What is the name of that book of the Bible? (*Proverbs*)
2. What does Proverbs 14:29 call anyone who gets angry quickly? (*foolish*)
3. What does Proverbs 14:29 say about anyone who is patient? (*They have great understanding.*)
4. How long did King David wait before he was appointed as Israel's king? (*more than 10 years*)
5. What kind of waiting did Joseph face? (*He waited years after being sold into slavery by his brothers. He was put in prison for unfair reasons, until finally he became second-in-command of Egypt.*)
6. Who is the perfect example of patience? (*Jesus*)
7. Who was Jesus patient with? (*everyone—friends, family, and even enemies*)
8. What is one way you can show patience this week? (*Answers will vary. Repeat this question, if needed.*)
9. How does waiting help us make wiser choices? (*Answers will vary. Repeat this question, if needed.*)
10. Describe a time you had to show patience at school.
11. What's one way you can show patience at home?



COOKOUT

It's worth the wait



WEEK
ONE
APRIL 2024

SMALL GROUP

2-3

PRELUDE

SOCIAL

STORY

WORSHIP

GROUPS

HOME

CREATING A SAFE PLACE TO CONNECT
25 MINUTES

(1. TO WAIT OR NOT TO WAIT, CONTINUED)

WHAT YOU SAY:

"Whether you chose to pause with the card you first drew and were patient until you got all of your supplies, or you decided to try to choose an even better card, this game shows us why waiting can turn out pretty great.


"It's not always easy to wait patiently. It can be tough to stop and think. But God can help us grow in patience. It's worth it to take a breath and think before you react. Sometimes, it's hard to wait. But just remember that **waiting can make you wise!**"

[Make It Personal] (Share about a time you had to have patience, waiting for something. Share some ways you were able to make the wise choice to wait. What helped you have patience?)



COOKOUT

It's worth the wait



WEEK
ONE
APRIL 2024

SMALL GROUP
2-3

PRELUDE

SOCIAL

STORY

WORSHIP

GROUPS

HOME

CREATING A SAFE PLACE TO CONNECT
25 MINUTES

MADE TO CREATE

an activity that explores spiritual ideas through the process of drawing, building, and designing



*2. WAITING WISELY

[LIVE FOR GOD | APPLICATION ACTIVITY]

WHAT YOU NEED: "Waiting Wisely Thermometer" Activity Page, straws, red pipe cleaners, scissors, liquid glue, pencils, and cardstock

WHAT YOU DO:

- Give each kid a "Waiting Wisely Thermometer" Activity Page, one piece of cardstock, a pencil, and a pair of scissors.
- Instruct the kids to write their name in the bottom corner of their piece of cardstock.
- Set out the glue to be shared.
- Direct kids to cut out their thermometer.
- Instruct the kids to glue their thermometer to the center of the cardstock.
- Give each kid one straw and one pipe cleaner.
 - *NOTE: If the straw is too long, direct the kids to cut it so it is the same length as the numbers on the "Waiting Wisely Thermometer" Activity Page.*
- Direct the kids to put one line of glue along the center of the thermometer, in between the numbers and the acronym, and place the straw on the line of glue.
- Encourage kids to hold their straw in place for a few seconds to secure it well.
- Direct kids to push the red pipe cleaner through the bottom of the straw, moving it up and down to change the temperature.
- Read through the acronym on the "Waiting Wisely Thermometer" Activity Page and talk to the kids about how each action can help them wait well.
- Set the thermometers aside for prayer time.

WHAT YOU SAY:

"Thermometers can remind us why it's so important to wait. They can prevent us from having undercooked chicken or help us grill the perfect steak! Thermometers show us how patience can produce a better outcome—especially at a cookout.

"But, waiting in our everyday lives can be a lot harder than waiting for a piece of chicken, right? Perhaps you're waiting for a parent to come home from a work trip, anxiously waiting to get your math test grade back, or waiting for what feels like forever for someone to take you to hang out with a friend.

"Showing patience can be especially hard when you don't know how long you'll be waiting. The next time you find yourself in a situation of waiting—whether big or small—visualize the thermometer you made to remind you that **waiting can make you wise.** (Invite kids to read through the acronym on their thermometers one more time.)

"What are some other ways you can spend your time to help you wait well?" (Invite responses, like: help someone, encourage someone, ask God to help, etc.)

TODAY'S BIBLE STORY

The Waiting

A Patience Proverb
Proverbs 14:29

TODAY'S BOTTOM LINE

Waiting can make you wise.

MONTHLY MEMORY VERSE

"Wait for the Lord. Be strong and don't lose hope. Wait for the Lord."

Psalm 27:14, NIV

MONTHLY VIRTUE

Patience—Waiting until later for what you want now


BASIC TRUTH

I need to make the wise choice.



COOKOUT

It's worth the wait



WEEK
ONE
APRIL 2024

SMALL GROUP
2-3

PRELUDE

SOCIAL

STORY

WORSHIP

GROUPS

HOME

CREATING A SAFE PLACE TO CONNECT
25 MINUTES

MADE TO MOVE

an activity that increases the oxygen in the brain and taps into the energy in the body



3. SERVING UP WISDOM

[HEAR FROM GOD | MEMORY VERSE ACTIVITY]

WHAT YOU NEED: Bibles, cups, plates, napkins, bowls, utensils, permanent markers, and sturdy cardboard pieces or disposable plates

WHAT YOU DO:

- Direct the kids to sit in a circle.
- Give each kid a Bible.
- Together, look up this month's Memory Verse using the Bible Navigation Tips below.

***Finding verses with 2nd and 3rd graders:** Guide them to open their Bibles to the front and find the table of contents. (Hold up a Bible opened to the table of contents to show the kids what the page looks like.) When the kids find the table of contents, lead them to find Psalms in the list under "Old Testament." When the kids find Psalms, lead them to look at the page number beside the word. Explain that the number tells them on what page they can find Psalms. Help the kids find the page. When they find Psalms, explain that the big numbers on the page are the chapter numbers. Help them find chapter 27. Explain that the small numbers are verse numbers. Help them find verse 14 in chapter 27.*

TODAY'S BIBLE STORY

The Waiting

A Patience Proverb
Proverbs 14:29

TODAY'S BOTTOM LINE

Waiting can make you wise.

MONTHLY MEMORY VERSE

"Wait for the Lord. Be strong and don't lose hope. Wait for the Lord."

Psalm 27:14, NIV

MONTHLY VIRTUE

Patience—Waiting until later for what you want now

BASIC TRUTH


I need to make the wise choice.

- Invite anyone who would like to read the verse to the group to do so.
- Recite the verse together as a group a few times.
- Hand out the cookout supplies until everyone has at least one item.
 - *NOTE: You should have one item for each word in the Memory Verse, including the reference.*
- Give each kid a permanent marker.
- Go around the circle, read Psalm 27:14 from a Bible, and assign each word of the verse to a different kid.
 - Some kids may have multiple words and need more items, and that's okay.
- Direct the kids to write their assigned word(s) on their cookout supply item(s). (They can reference their Bibles, if needed.)
- When the entire verse has been written out, divide the group into two teams.
- Instruct both teams to sit at opposite ends of your group area.
- Designate one group as "servers" and the others as "customers."
- Give the "servers" the two cardboard pieces or disposable plates and all of the cookout supply items that contain the Memory Verse.
- Direct the "servers" to take turns carrying one cookout supply item at a time on the cardboard serving trays (or on the disposable plates) across to the "customers" so the "customers" can assemble the verse in order.
 - Since there are two pieces of cardboard (or two disposable plates), two cookout supply items will be traveling with the "servers" at one time.
- Once the verse is assembled, instruct the "customers" to read the Memory Verse out loud.



COOKOUT

It's worth the wait



WEEK
ONE
APRIL 2024

SMALL GROUP

2-3

PRELUDE

SOCIAL

STORY

WORSHIP

GROUPS

HOME

CREATING A SAFE PLACE TO CONNECT
25 MINUTES

(3. SERVING UP WISDOM, CONTINUED)

- Collect all of the cookout supply items and the cardboard pieces (or disposable plates).
- Switch sides.
- Designate the other team to be "servers," give them the cardboard pieces (or disposable plates), and the cookout supply items, and instruct them to serve the other team by bringing over the cookout supplies one at a time.
- Instruct the "customers" to put the verse together as it arrives from the "servers," and read it out loud once it's completed.

WHAT YOU SAY:

"You guys did a great job waiting on your friends, but waiting isn't always fun and games, is it? Waiting looks different for every single one of us. Some of us just need to work on patience in the little things, while others are waiting on some big prayers to be answered.

"Our verse reminds us that God can give us strength in the waiting no matter what we're facing. God has given us the Holy Spirit to help us stay hopeful and give us the gift of patience. As you find yourself waiting for something this week, remember that **waiting can make you wise.**"



COOKOUT

It's worth the wait



WEEK
ONE
APRIL 2024

SMALL GROUP
2-3

PRELUDE

SOCIAL

STORY

WORSHIP

GROUPS

HOME

CREATING A SAFE PLACE TO CONNECT
25 MINUTES

MADE TO REFLECT

an activity that creates space for personal understanding and application



4. PRAY AND DISMISS

[PRAY TO GOD | PRAYER ACTIVITY]

WHAT YOU NEED: Thermometers from the Waiting Wisely activity, and pens

WHAT YOU DO:

- Give each kid their thermometers from the Waiting Wisely activity and a pen.
- Ask kids to think about something that's hard to wait for.
- Encourage them to draw a picture or write a prayer anywhere on their page, on the front or back of the thermometer, asking God for help waiting.
- When kids are finished, close your group time in prayer.

WHAT YOU SAY:

"God, thank You for giving us hope and help no matter what we're waiting on. Whether we're waiting on the news of making the baseball team or remaining patient as we pray for our friend who is sick, we know that You care and will always be with us while we wait. Next time our impatience takes over and we are tired of waiting, help us to slow down. Remind us that **waiting can make you wise**. We love You and we pray these things in Jesus' name. Amen."

As adults arrive to pick up, encourage kids to show off their thermometers, sharing with the grown-ups that **waiting can make you wise**.

TODAY'S BIBLE STORY

The Waiting

A Patience Proverb
Proverbs 14:29

TODAY'S BOTTOM LINE

Waiting can make you wise.

MONTHLY MEMORY VERSE

"Wait for the Lord. Be strong and don't lose hope. Wait for the Lord."

Psalm 27:14, NIV

MONTHLY VIRTUE

Patience—Waiting until later for what you want now

BASIC TRUTH

I need to make the wise choice.