



WEEK
TWO
MARCH 2024

SMALL GROUP
2-3

PRELUDE SOCIAL STORY WORSHIP GROUPS HOME

**PROVIDING TIME FOR FUN INTERACTION
15 MINUTES**

MADE TO CREATE

an activity that explores spiritual ideas through the process of drawing, building, and designing



Before kids arrive, take a few moments to pray for them. Pray for those who might visit your group for the first time. Give thanks to Jesus for making peace between God and us. Pray that the kids in your group would learn to let go of what's fair and instead choose to trust God no matter what happens. Pray for any kids in your group who may be exposed to ongoing, unfair situations. Ask God to position you or other adults in their lives to help them navigate those situations well.

TODAY'S BIBLE STORY

Let Go
Abram and Lot
Genesis 13:5-18

1. EARLY ARRIVER

WHAT YOU NEED: Offering container, strips of paper, markers, and tape

TODAY'S BOTTOM LINE

You can show you care by letting go of what's fair.

WHAT YOU DO:

- High-five kids and welcome them by name as they arrive!
- Invite any kids who brought an offering to place it in the offering container.
- Set out the strips of paper and markers.
- Instruct the kids to write the name of a friend and something they like about that friend on a strip of paper.
- Invite the kids to make more than one strip if they'd like.
- Assist kids in taping together the strips of paper into interlocking loops—making a long, friendship paper chain!
- Display the paper chain in your area for kids to see.

MONTHLY MEMORY VERSE

"If possible, live in peace with everyone. Do that as much as you can."
Romans 12:18, NIV

MONTHLY VIRTUE

Peace—Proving you care more about each other than winning an argument

BASIC TRUTH

I should treat others the way I want to be treated.



WEEK
TWO
MARCH 2024

SMALL GROUP
2-3

PRELUDE

SOCIAL

STORY

WORSHIP

GROUPS

HOME

CREATING A SAFE PLACE TO CONNECT
25 MINUTES

MADE TO PLAY

an activity that encourages learning through following guidelines and working as a group



1. FOUR CORNER SWITCH [TALK ABOUT GOD | BIBLE STORY REVIEW]

WHAT YOU NEED: "Four Corner Switch" Activity Page

WHAT YOU DO:

- Assign each corner in the small group area a number—1-4.
 - For smaller or open space areas, assign corners of a rug or place objects around the space to mark four areas.
- Instruct the kids to gather in the middle of the small group area.
- Close your eyes.
- Direct the kids to choose a corner or section to move to.
- With your eyes still closed, pick a number—1-4—and call it out.
- After choosing a number, open your eyes and ask the kids in that numbered section to work together to answer a Bible story review question from the "Four Corner Switch" Activity Page.
 - If the group answers correctly, direct that group of kids to stay in the game.
 - If the group does not answer correctly, direct that group of kids to be out, and instruct them to watch the rest of the game from the side of the group space.
- Continue playing until there's one winner (or a few winners!)
 - If you have a winner before getting through all of the questions on the "Four Corner Switch" Activity Page, invite everyone back into the game to play again.
 - If you run out of questions before you have a winner, continue the game without any questions (whoever is in the section you call out gets to stay in the game).

TODAY'S BIBLE STORY

Let Go

Abram and Lot
Genesis 13:5-18

TODAY'S BOTTOM LINE

You can show you care by letting go of what's fair.

MONTHLY MEMORY VERSE

"If possible, live in peace with everyone. Do that as much as you can."
Romans 12:18, NIV

MONTHLY VIRTUE

Peace—Proving you care more about each other than winning an argument

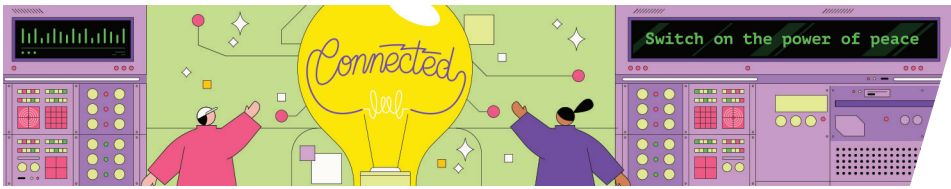
BASIC TRUTH

I should treat others the way I want to be treated.

WHAT YOU SAY:

"You all did a great job remembering today's Bible story! Abram had the right and the chance to take the better land, but what mattered to him even more was his relationship with Lot. He cared more about Lot than what was 'fair.' He let Lot choose first, which stopped a fight before it even started! And Abram trusted God not only with where to live, but also with his life. That's true for us too! When you trust God, **you can show you care by letting go of what's fair.**"

[Make It Personal] (Talk about a time when you chose to let something go in order to keep the peace. Maybe a friend disappointed you, but you chose not to get offended by it. Maybe you were hoping for something special for your birthday, and when you didn't receive it, you didn't make a big deal out of it. Maybe it was your turn to go first, but you let someone else go ahead of you. Share a moment when you let go of what's fair so you could show someone you care.)



WEEK
TWO
MARCH 2024

SMALL GROUP
2-3

PRELUDE

SOCIAL

STORY

WORSHIP

GROUPS

HOME

CREATING A SAFE PLACE TO CONNECT
25 MINUTES

MADE TO CONNECT

an activity that invites kids to share with others and build on their understanding



3. ELECTRIC TELEPHONE

[HEAR FROM GOD | MEMORY VERSE ACTIVITY]

WHAT YOU NEED: Bibles

WHAT YOU DO:

- Instruct the group to sit in a circle. Join the circle yourself.
- Make sure each kid has a Bible.
- Together, look up Romans 12:18, using the Bible Navigation Tips below.

TODAY'S BIBLE STORY

Let Go

Abram and Lot
Genesis 13:5-18

***Finding verses with 2nd and 3rd graders:** Guide the kids to open their Bibles to the front and find the table of contents. (Hold up a Bible opened to the table of contents to show the kids what the page looks like.) When the kids find the table of contents, lead them to find Romans in the list under "New Testament." When the kids find Romans, lead them to look at the page number beside the word. Explain that the number tells them on what page they can find Romans. Help the kids find the page. When they find Romans, explain that the big numbers on the page are the chapter numbers. Help them find chapter 12. Explain that the small numbers are verse numbers. Help them find verse 18 in chapter 12.*

TODAY'S BOTTOM LINE

You can show you care by letting go of what's fair.

- Read Romans 12:18 a few times together out loud.
- Instruct the kids to close their Bibles.
- Whisper the first half of the Memory Verse to the kid sitting next to you in the circle on your right.
- Instruct the kid sitting on your right to whisper what they heard you say to the kid on their right.
- Direct the kids to continue sharing the first half of the verse around the circle.
- When the first half of the verse travels around the circle to the last kid, instruct them to say what they heard out loud.
- If the kid repeats the first half of the verse correctly, celebrate!
- If the kid repeats the first half of the verse incorrectly, review the first half of the verse together.
- Repeat the process with the second half of the verse.
- Once the entire verse has been shared, challenge the kids to see if anyone can say the whole verse by themselves!

MONTHLY MEMORY VERSE

"If possible, live in peace with everyone. Do that as much as you can."

Romans 12:18, NIV

MONTHLY VIRTUE

Peace—Proving you care more about each other than winning an argument

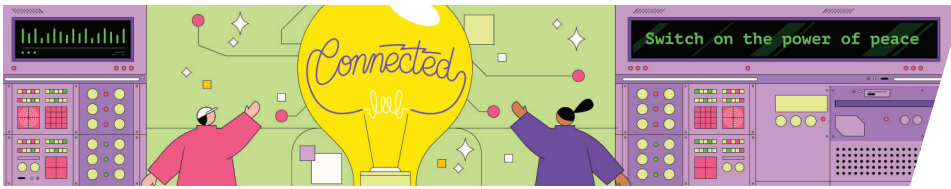
WHAT YOU SAY:

"That was so much fun! I love times when we can stay connected with each other. When we work together and care about each other first, we're doing exactly what our Memory Verse says! We're having fun and living in peace with each other, as much and as often as we can.

BASIC TRUTH

I should treat others the way I want to be treated.

"That was a fun game, and may have gotten a bit silly. But this verse can remind us to care more about others than winning a game. As much as we can, we can choose peace when we'd rather choose what's fair for us. Remember, **you can show you care by letting go of what's fair!**"



WEEK
TWO
MARCH 2024

SMALL GROUP
2-3

PRELUDE

SOCIAL

STORY

WORSHIP

GROUPS

HOME

CREATING A SAFE PLACE TO CONNECT
25 MINUTES

MADE TO REFLECT

an activity that creates space for personal understanding and application



4. PRAY AND DISMISS [PRAY TO GOD | PRAYER ACTIVITY]

WHAT YOU NEED: Paper, coloring supplies, LEGO® blocks, markers/pencils, music player, and quiet music

WHAT YOU DO:

- Designate three spaces in your area for prayer stations.
 - These will be the same stations as Week 1, but with different activities.
- In one station, place several sheets of paper and coloring supplies. This will be the “Create” station.
- In another station, place the LEGO® blocks. This will be the “Build” station.
- In the third station, place several more sheets of paper and the markers/pencils. This is the “Reflect” station.
- Divide your group into three smaller groups.
- Assign each group to start at one of the three stations.
- Explain each station to the kids in the following ways.
 - **CREATE station:** Using coloring supplies, draw a picture of something that you love. Maybe it’s a favorite toy, sport, pet, or food. As you do, talk to God about how you can share what you love with other people in your life.
 - **BUILD station:** Using LEGO® blocks, build a shape of a heart. As you place the blocks, thank God for all of the things you are grateful for. Ask God to help you care for these things well. Take apart your creation before moving to the next station.
 - **REFLECT station:** Make a list of the five people you see most (parents, siblings, friends, teacher, coach, bus driver, etc. Think about who you put on the Friendship Chain when you arrived.) Put your finger on each name and thank God for that person. Ask God for help to make peace and treat them the way we would want to be treated.
- Play quiet music in the background.
- Instruct the kids to remain quiet (peaceful) so everyone can focus on their prayer station.
- After 2-3 minutes at a station, encourage the groups to move to another station.
- Continue until each kid has gone through all three stations.

TODAY’S BIBLE STORY

Let Go

Abram and Lot
Genesis 13:5-18

TODAY’S BOTTOM LINE

You can show you care by letting go of what’s fair.

MONTHLY MEMORY VERSE

“If possible, live in peace with everyone. Do that as much as you can.”
Romans 12:18, NIV

MONTHLY VIRTUE

Peace—Proving you care more about each other than winning an argument

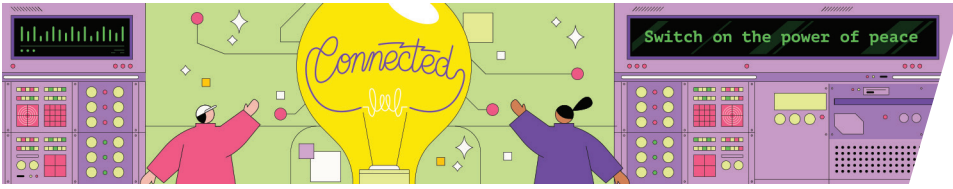
BASIC TRUTH

I should treat others the way I want to be treated.

WHAT YOU SAY:

“It’s wonderful to spend time with God. We can talk to God and listen to God’s words in the Bible or from the people God has put in our lives. When we spend time with God, we can remember that choosing peace helps us care for others better. And remember, **you can show you care by letting go of what’s fair.**”

“God, thank You for putting so many wonderful people in our lives. Show us how to treat them the way You want us to treat them. Help us to remember that it’s more important to make others feel cared for instead of getting what we want. And God, give us opportunities to practice peace this week. We love You and we pray these things in Jesus’ name. Amen.”



WEEK
TWO
MARCH 2024

SMALL GROUP
2-3

PRELUDE

SOCIAL

STORY

WORSHIP

GROUPS

HOME

CREATING A SAFE PLACE TO CONNECT
25 MINUTES

(4. PRAY AND DISMISS, CONTINUED)

As adults arrive to pick up, invite kids to show them the posters their group worked on during the To Peace or Not to Peace Activity.