

WEEK  
**THREE**  
MARCH 2024

LARGE GROUP  
**K-3**

## TODAY'S SUGGESTED SCHEDULE

### TODAY'S BIBLE STORY

**The Peacemaker**  
Abigail Intervenes  
1 Samuel 25:1-35

### PRELUDE: Setting the tone for the experience

See the **Getting Ready** pages at the end of this document for a detailed description of what you'll need for today. In the **Prelude** folder of your curriculum, you'll find a variety of other resources to help you prepare.

### TODAY'S BOTTOM LINE

You can help others make peace.

### Scripture

1 Samuel 25:1-35

### MONTHLY MEMORY VERSE

**"If possible, live in peace  
with everyone. Do that  
as much as you can."**  
Romans 12:18, NIV

### 3. BIBLE STORY

#### WHAT YOU NEED:

- Storyteller
- Bible
- Table
- Paper grocery bag containing several grocery items, including:
  - King-size candy bar (to represent David)
  - Empty milk carton, with an expired date (you can just write this in) (to represent Nabal)
  - Bag of marshmallows (to represent sheep)
  - Large can of peas (to represent Abigail)
- At least six large, self-adhesive googly eyes
- Black, permanent marker

### MONTHLY VIRTUE

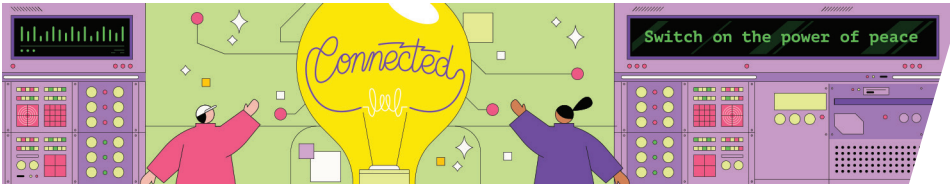
**Peace—Proving you care  
more about each other than  
winning an argument**

### BASIC TRUTH

**I should treat others the way  
I want to be treated.**

### Host

- Host
- Extension cord
- Lamp, plugged into the extension cord
- Masking or gaffer's tape
- Hula hoops (one per Small Group)
- Tap lights, with batteries (one per Small Group)



WEEK  
**THREE**  
MARCH 2024

LARGE GROUP  
**K-3**

**PRELUDE**      **SOCIAL**      **STORY**      **WORSHIP**      **GROUPS**      **HOME**

25 MINUTES      10 MINUTES

## TODAY'S BIBLE STORY

**The Peacemaker**  
Abigail Intervenes  
1 Samuel 25:1-35

## TODAY'S BOTTOM LINE

You can help others make peace.

## MONTHLY MEMORY VERSE

**"If possible, live in peace  
with everyone. Do that  
as much as you can."**  
Romans 12:18, NIV

## MONTHLY VIRTUE

Peace—Proving you care  
more about each other than  
winning an argument

## BASIC TRUTH

I should treat others the way  
I want to be treated.

## LARGE GROUP

ENGAGE KIDS' HEARTS THROUGH A DYNAMIC AND INTERACTIVE BIBLE STORY, WORSHIP, AND PRAYER EXPERIENCE IN A LARGE GROUP SETTING.

**AUDIO: PLAY HIGH-ENERGY MUSIC AS KIDS ENTER.**  
**SLIDE: THEME**  
**OPTIONAL VIDEO (MEDIA PACKAGE): THEME LOOP**

Host enters.

**OPTIONAL VIDEO (MEDIA PACKAGE): COUNTDOWN**  
**OPTIONAL VIDEO (MEDIA PACKAGE): THEME**

## OPENER

**HOST:** "Hi, friends! I'm so glad we're all here together at [name of your environment]. My name is [your name], and this month we're talking about how we can switch on the power of peace.

**SLIDE: VIRTUE**  
**OPTIONAL VIDEO (MEDIA PACKAGE): THEME TRANSITION TO VIRTUE**

"Peace is **proving you care more about each other than winning an argument.**

**SLIDE: THEME**  
**OPTIONAL VIDEO (MEDIA PACKAGE): VIRTUE TRANSITION TO THEME**

"The truth is, peace is powerful! Peace can make a big difference in your life, and in the lives of the people around you. When you stay connected to God, that also helps you stay connected to other people because you want to share God's love with them. You want to make PEACE with them! And God can help you do that.

"Speaking of connecting things, I've got an awesome game for us to play together. It involves these very powerful power cords!

*Hold up the extension cord and walk over to the wall outlet.*

"Can anyone tell me what happens when we plug a cord like this into the wall? (*Pause for response.*) Right. The electrical current travels from the power outlet in the wall all the way down the cord, to turn on the light or whatever else is plugged in at the other end of the cord.



WEEK  
**THREE**  
MARCH 2024

LARGE GROUP  
**K-3**

PRELUDE

SOCIAL

STORY

WORSHIP

GROUPS

HOME

25 MINUTES

10 MINUTES

*Plug the cord into the wall so the lamp turns on.*

"There we go!

"Our game is kind of like that. You'll line up with your small group in one long line, and hold hands with each other like you're a long power cord. Then, we'll start on one end of the line with a hula hoop. You'll have to move the hula hoop all the way down the line . . . but WITHOUT letting go of each other's hands. You see, we don't want the power to get disconnected!

"Once the hula hoop makes it all the way down to the other end of the line, the person at that end will use their free hand to tap their light and turn it on! Got it?

"Okay, let's get lined up and connected. First, your Small Group Leader will stand on this tape line. Then you and the rest of your group can line up behind your leader.

*Guide the Small Group Leaders to stand on the tape line. Then guide each small group to line up behind their leader, single file, so that you have several parallel lines across the room.*

*Once the kids are in their lines, put a tap light on the floor next to the last kid in each line (close enough that the kid can reach it).*

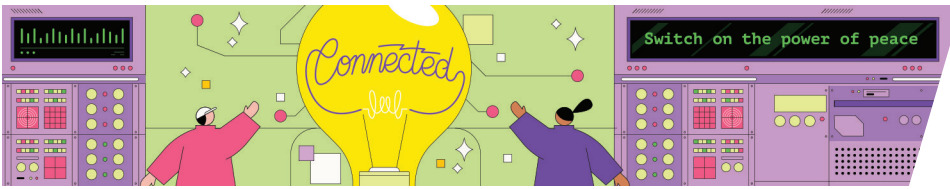
"All right—we're all in place. You may now hold hands, and we'll get started. Remember, keep holding on and don't let go so you can move the power all the way down the line. Here we go!

**AUDIO: FUN INSTRUMENTAL MUSIC**

*Give a hula hoop to each leader. Cheer for the groups as they work through the challenge. This is not a competition; it's a team challenge that ends once all teams move the hula hoop down the line and then turn on their light.*

*When all the groups have turned on their lights, collect the lights and hula hoops.*

"That was fantastic! Thanks for playing, everybody! You moved the power all the way down the line and showed some great teamwork. Let's stay standing so we can sing, dance, and worship God together."



WEEK  
**THREE**  
MARCH 2024

LARGE GROUP  
**K-3**

PRELUDE

SOCIAL

STORY

WORSHIP

GROUPS

HOME

10 MINUTES

## WORSHIP

*Worship Leaders enter as Host exits.*

**WORSHIP LEADER:** "It's great to see all of you! I'm so glad we have the chance to worship together. There's no one like our God. This song we're about to sing is a way for us to give thanks to God. It's called 'Thank You God!' Sing with me.

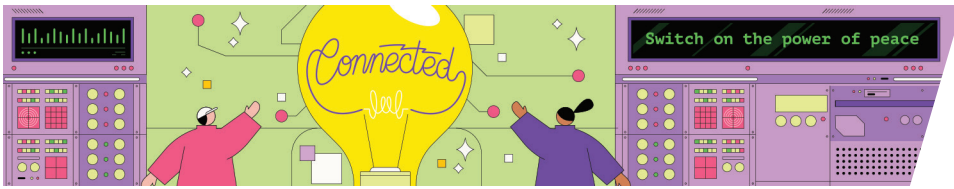
**AUDIO:** "THANK YOU GOD" / TRACK 1 FROM EVERYTHING TO ME

**OPTIONAL VIDEO:** "THANK YOU GOD" LIVE LYRICS OR DANCE MOVES MUSIC VIDEO

"I'm so thankful for the love of God. Listen to David's words to God in Psalm 101:1: *'I will sing about your love and fairness. LORD, I will sing praise to you.'* (NirV) Our God is so faithful and so good! Let's give thanks now for God's kindness and love. Sing this with me."

**AUDIO:** "YOUR LOVE" / TRACK 7 FROM MY LIFE FOR YOU

**OPTIONAL VIDEO:** "YOUR LOVE" LIVE LYRICS OR DANCE MOVES MUSIC VIDEO



WEEK  
**THREE**  
MARCH 2024

LARGE GROUP  
**K-3**

PRELUDE

SOCIAL

STORY

WORSHIP

GROUPS

HOME

25 MINUTES

## BIBLE STORY

SLIDE: THEME BACKGROUND

*Storyteller enters, carrying the paper grocery bag, as Worship Leaders exit.*

### SETTING UP THE STORY

**STORYTELLER:** "Hi, everyone! I've got a great story to tell you about today, and I thought I could tell it using some different kinds of groceries.

*Set the grocery bag on the table.*

"You know—like grocery theater. You'll see what I mean in a minute.

*(Hold up Bible.)* "We find this story in the book of 1 Samuel, which tells the story of the first kings of Israel. Saul was the first king over the Israelites . . . but he didn't listen to God. So God told the prophet Samuel to anoint a young shepherd, David, to be the next king after Saul.

*Pull the king-size candy bar out of the grocery bag and hold it up.*

"Here we are! This king-size candy bar can represent David.

*Stick two googly eyes onto the candy bar.*

"Get it? Because David was the future king.

*Lean the candy bar against the grocery bag.*

"After David fought the giant Goliath, Saul made David a leader in his army. David was so successful that all the people loved him! But before long, Saul became jealous of David. He tried to hurt David . . . so David ran away to hide in the wilderness.

*Make the candy bar "walk" over to the far side of the table, then set it down.*

"David hid there with a group of men who were loyal to him. While they were hiding from Saul, David and his men camped out in the Desert of Paran."

### DAVID THE PROTECTOR

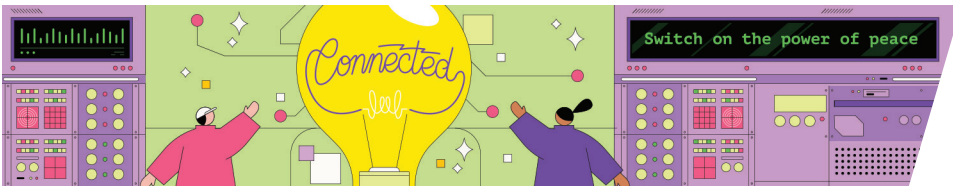
**STORYTELLER:** "There was a very rich man named Nabal who lived in that area.

*Pull the milk carton out of the grocery bag and hold it up.*

"Let's see—this milk carton can represent Nabal.

*Stick two googly eyes on the milk carton.*

*(Looking at the expiration date)* "Uh oh—this milk is past the expiration date. That's not good.



WEEK  
**THREE**  
MARCH 2024

LARGE GROUP  
**K-3**

PRELUDE

SOCIAL

STORY

WORSHIP

GROUPS

HOME

25 MINUTES

*Open the milk carton and take a sniff. Then make a face.*

"The thing is, Nabal was NOT a nice person.

*Use the marker to draw "mean eyebrows" over the googly eyes on the milk carton. Then set the milk carton on the table.*

"But like I said, he was very rich. He had 1,000 goats and 3,000 sheep.

*Pull the bag of marshmallows out of the grocery bag and hold it up.*

"Here, these kind of look like sheep! (Examine the marshmallows inside the bag.) Lots and lots of sheep.

*Set the bag of marshmallows on the table next to Nabal.*

"Nabal's wife was named Abigail.

*Pull the can of peas out of the grocery bag and hold it up.*

"She was wise and kind.

*Stick two googly eyes on the can of peas. Then set it next to the milk carton.*

"If you're wondering why we chose a can of peas for Abigail, you'll find out a little later.

"Now, as you might remember, David and his men were camped out near Nabal's flocks of sheep.

*Reference the different items on the table, holding them up as you mention them.*

"While they were living there, David and his men protected Nabal's shepherds and flocks and kept them safe.

"At the end of the season, it was time to shear the wool off of the sheep. So Nabal called for a big party to celebrate his success.

*Hold up the milk carton representing Nabal.*

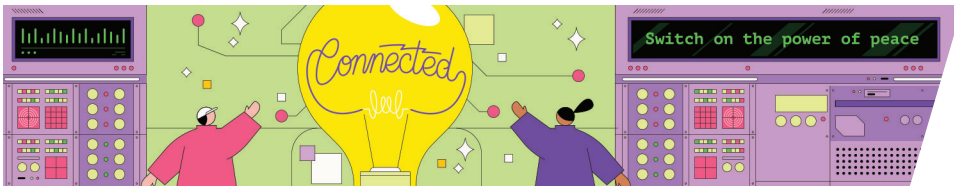
(As Nabal, in a goofy voice) "Let's party! Let's celebrate the shearing of the sheep!"

*Set down the milk carton representing Nabal.*

### **NABAL'S SELFISHNESS**

*Hold up the king-size candy bar representing David.*

**STORYTELLER:** "David heard about Nabal's sheep-shearing celebration. He knew that he and his men had helped Nabal to be successful by protecting his sheep. So David sent 10 men to ask Nabal to share some food and supplies with them.



WEEK  
**THREE**  
MARCH 2024

LARGE GROUP  
**K-3**

PRELUDE

SOCIAL

STORY

WORSHIP

GROUPS

HOME

25 MINUTES

"Listen to what Nabal said to David's men.

*Set down the candy bar and pick up the milk carton. With your other hand, open the Bible to 1 Samuel 25:10-11 (NirV) and read.*

*"Who is this David? . . . Why should I give food to men who come from who knows where?" (NirV)*

"Like I said, Nabal was not a nice guy.

"When David's men went back to tell him what Nabal said, David was furious! He gathered 400 men and started marching to Nabal's home.

*Make the candy bar march in place.*

*(As David) "HUP-two-three-four. HUP-two-three-four."*

### **ABIGAIL TO THE RESCUE**

**STORYTELLER:** "Meanwhile, Abigail heard what was happening.

*Hold up the can of peas.*

"She knew she needed to act fast, because David was coming to get back at Nabal. Abigail told her servants to load up donkeys with lots of different gifts for David. She told her servants that she would follow after them.

"As Abigail rode her donkey into a mountain valley, she saw David coming.

*Move the can of peas and the candy bar to the front of the table, facing each other.*

"She bowed down in front of David and said:

*Open the Bible to 1 Samuel 25:24-26 (NirV) and read.*

*"Let me take the blame myself. Please don't pay any attention to that evil man Nabal. . . . Sir, the Lord has kept you from killing Nabal and his men. He has kept you from using your own hands to get even." (NirV)*

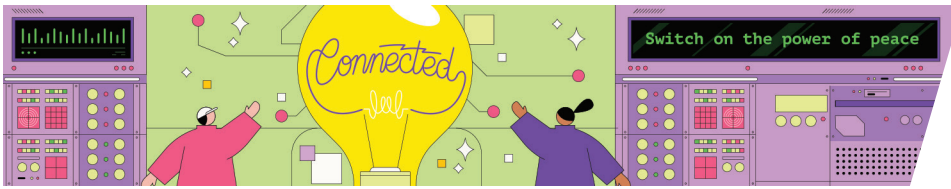
"Abigail told David that she had brought gifts for him. Then she said:

*Open the Bible to 1 Samuel 25:30-31 (NirV) and read.*

*"The LORD will do for you every good thing he promised to do. He'll appoint you ruler over Israel. When that happens. . . . you won't have to worry about how you got even. The LORD your God will give you success. When that happens, please remember me." (NirV)*

*Hold up the can of peas.*

"Abigail made peace! (Pause and look at the can.) Get it? PEAS. Peace! She stepped in to help make peace between David and Nabal.



WEEK  
**THREE**  
MARCH 2024

LARGE GROUP  
**K-3**

PRELUDE

SOCIAL

STORY

WORSHIP

GROUPS

HOME

25 MINUTES

*Set down the can of peas and hold up the candy bar.*

"And David was very thankful. He said:

*Open the Bible to 1 Samuel 25:32-33 (NirV) and read.*

*"Give praise to the LORD. He is the God of Israel. He has sent you today to find me. May the Lord bless you for what you have done. You have shown a lot of good sense. You have kept me from killing Nabal and his men this day. You have kept me from using my own hands to get even." (NirV)*

"David was so glad that Abigail had come to make peace! He and his men turned around and decided to leave Nabal alone."

*Set down the candy bar and put all the grocery items back into the grocery bag. Then move to the front of the stage as you wrap up the story.*

## WRAPPING UP THE STORY

**STORYTELLER:** "It's pretty amazing how Abigail chose to make peace. She was in a difficult situation because she knew that she couldn't make Nabal listen. So she chose to go to David instead and convince him not to go after Nabal. She used her courage and creativity, and she was able to stop what would have been a terrible fight.

"There may be times in your life when you can bring peace like Abigail did.

**SLIDE: BOTTOM LINE**

**"You can help others make peace.**

"Let's pray and ask God to help us do that."

**SLIDE: THEME BACKGROUND**

## PRAY

**STORYTELLER:** "Dear God, thank You for the story of Abigail. Thank You for helping her to be courageous and creative in the way she stepped in to make peace. Help us to do that too. Show us how we can use the talents and skills You've given us to help make peace with the people around us. We love You, and we pray these things in Jesus' name. Amen."





WEEK  
**THREE**  
MARCH 2024

LARGE GROUP  
**K-3**

PRELUDE

SOCIAL

STORY

WORSHIP

GROUPS

HOME

25 MINUTES

## CLOSER

*Host enters as Storyteller exits.*

**HOST:** “Abigail could see that David and Nabal were headed for a big showdown. And it could have been really bad. But she took action! She thought of what she could do to help calm the situation down. She offered gifts to David and apologized to him. That’s how she was able to find a peaceful solution.

“Many years later, Jesus was actually born into David’s family line. And when Jesus gave His life and paid the price for our sin, He made a way for us to be forgiven and to have a relationship with God. We can have true peace with God because of what Jesus has done for us.

“Here’s what we need to remember today:

**SLIDE: BOTTOM LINE**

**“You can help others make peace,**

“You never know when you might find yourself in a not-so-peaceful situation. It could be between you and another person, or maybe even between other people. The question is, is there something you can do in that situation to help calm things down and make peace?

*Share a short, kid-appropriate, personal story about a time when you were able to help bring peace to a situation.*

“I know that when I’m not getting along with someone, I’m really thankful for the way other people can step in and help me find a way to be friends with the person again. That’s why making peace is such a great way to **[Basic Truth] treat others the way you want to be treated.**

“If you’re ever not sure how to make peace, remember that you can always go to an adult you trust and ask them for help. They can help you figure out if there’s something you can do to make things better and help bring peace to a tough situation.

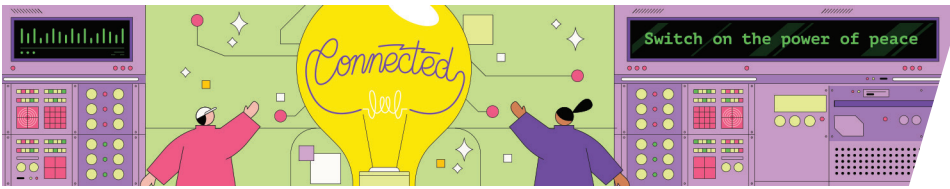
“Let’s go to Small Group now and talk about how we can help others make peace!”

*Dismiss kids to their small groups.*

**AUDIO: PLAY HIGH-ENERGY MUSIC AS THE KIDS EXIT.**

**SLIDE: THEME**

**OPTIONAL VIDEO (MEDIA PACKAGE): THEME LOOP**



WEEK  
**THREE**  
MARCH 2024

LARGE GROUP  
**K-3**

PRELUDE

SOCIAL

STORY

WORSHIP

GROUPS

HOME

## GETTING READY

HERE'S EVERYTHING YOU NEED TO KNOW TO GET READY FOR THIS WEEK

### STORY: COMMUNICATING GOD'S TRUTH IN ENGAGING WAYS (25 MINUTES)

### WORSHIP: INVITING PEOPLE TO RESPOND TO GOD (10 MINUTES)

#### 1. OPENER/CLOSER

##### WHAT YOU NEED:

- Host
- Extension cord
- Lamp, plugged into the extension cord
- Masking or gaffer's tape
- Hula hoops (one per Small Group)
- Tap lights, with batteries (one per Small Group)

##### MUSIC AND SOUND EFFECTS:

- Upbeat music to use as kids enter and exit the room
- Fun instrumental music for the game

##### LARGE GROUP VISUALS:

- Theme Slide
- Virtue Slide
- Bottom Line Slide

##### OPTIONAL VIDEOS (AVAILABLE FOR PURCHASE THROUGH THE 252 MEDIA PACKAGE):

- Theme Loop
- Countdown
- Theme
- Theme Transition to Virtue
- Virtue Transition to Theme

##### WHAT YOU DO:

- Download and print this week's tech sheet for everyone helping with Large Group.
- Download the slides or optional videos and have them ready to use. If you do not have screen capabilities, you have Orange's permission to enlarge and print the slides on paper.
- Download music from a resource such as iTunes® or Amazon Music® and have it ready to play. If your church has a license agreement with a streaming

service, please refer to the legal coverage of the license.

- A 252 Media Package is available for purchase to go along with each curriculum tier. These graphic motion loops are included in the package. For more information, visit [Store.ThinkOrange.com](http://Store.ThinkOrange.com).
- Tape a line on one side of the room where the Small Group Leaders will stand, with their groups lined up parallel to each other.

#### 2. WORSHIP

##### WHAT YOU NEED:

- Worship Leader(s)

##### MUSIC AND SOUND EFFECTS:

- "Thank You God" from *Everything to Me*
- "Your Love" from *My Life for You*

##### OPTIONAL VIDEOS (AVAILABLE FOR PURCHASE):

- "Thank You God" Live Lyrics or Dance Moves Music Video (available through [Store.ThinkOrange.com](http://Store.ThinkOrange.com))
- "Your Love" Live Lyrics or Dance Moves Music Video (available through [Store.ThinkOrange.com](http://Store.ThinkOrange.com))

##### WHAT YOU DO:

- Download all songs and have them ready to use.
- Dance Moves Music Videos and Live Lyrics Videos are available for many Orange Kids Music songs. For more information, visit [Store.ThinkOrange.com](http://Store.ThinkOrange.com).
- A 252 Media Package is available for purchase to go along with each curriculum tier. The *Live Loud* faith skills video and the Dance Moves Music Video for the monthly worship song are included in the package. For more information, visit [Store.ThinkOrange.com](http://Store.ThinkOrange.com).

#### 3. BIBLE STORY

##### WHAT YOU NEED:

- Storyteller
- Bible
- Table
- Paper grocery bag containing several grocery items, including:



WEEK  
**THREE**  
MARCH 2024

LARGE GROUP  
**K-3**

PRELUDE

SOCIAL

STORY

WORSHIP

GROUPS

HOME

## GETTING READY

HERE'S EVERYTHING YOU NEED TO KNOW TO GET READY FOR THIS WEEK

- King-size candy bar (to represent David)
- Empty milk carton, with an expired date (you can just write this in) (to represent Nabal)
- Bag of marshmallows (to represent sheep)
- Large can of peas (to represent Abigail)
- At least six large, self-adhesive googly eyes
- Black, permanent marker

### LARGE GROUP VISUALS:

- Theme Background Slide
- Bottom Line Slide

### WHAT YOU DO:

- Download the slides and have them ready to use. If you do not have screen capabilities, you have Orange's permission to enlarge and print the slides on paper.
- The grocery items don't need to be opened, so you can use them in your house or donate them when you're done.

### VIDEO ENHANCEMENTS FOR YOUR ENVIRONMENT

AVAILABLE FOR ADDITIONAL PURCHASE AT [STORE.THINKORANGE.COM](http://STORE.THINKORANGE.COM).

**FEATURE PRESENTATION:** Everything you need to pull off a dynamic video storytelling experience, including video Bible presentations to complement 252 Kids and 252 Preteen curriculum.

Our Large Group scripts are interchangeable with these videos so you can plug and play the way you need to each week.

For 252 Kids (kindergarten through 3rd grade):

- In *StoryLab*, two inquisitive young Hosts invite kids to engage with the month's Virtue, setting up a simple and direct telling of the Bible story by a professional Storyteller.

For 252 Preteen (4th and 5th grade):

- In *The So & So Show*, two Hosts and a Communicator walk you through a contemporary and comedic

presentation of the Bible story. This YouTube-style show sets up the story and also connects it to the weekly Key Question for preteens.

**GET REEL:** Videos and graphics to enhance your 252 Kids and 252 Preteen curriculum environments. Four videos each month will help kids learn basic faith skills. Use them in your FX, Large Group, or as a promotional piece to show in your adult services:

- Discovery*—Listen to God's words (HEAR)
- Dear God*—Dialogue with God (PRAY)
- One Thing*—Articulate your faith (TALK)
- Live Loud*—Worship with your life (LIVE)

### ADDITIONAL ENVIRONMENT ENHANCEMENTS INCLUDING:

- Graphic motion loops
- Themed audio transitions
- Virtue and monthly widget promo videos (Melv and Greg)
- Countdown videos (30 seconds, 60 seconds, and 5 minutes)
- Music videos for original songs that highlight each Virtue
- Retro Reel video to play on your fifth Sunday