

PRELUDE

SOCIAL

STORY

WORSHIP

GROUPS

HOME

PROVIDING TIME FOR FUN INTERACTION  
15 MINUTES

## MADE TO PLAY

an activity that encourages learning through following guidelines and working as a group



*Before kids arrive, take a few moments to pray for them. Pray for those who might visit your group for the first time. Pray that as you continue the new year, you will remain strong on the promises and resolutions you made at the beginning of the year. Pray that you will be an example of what it looks like to see things through, even when it gets difficult.*

## TODAY'S BIBLE STORY

**Ants Marching**  
Ant and Sluggard  
Proverbs 6:6-8

## 1. EARLY ARRIVER

**WHAT YOU NEED:** Offering container

### WHAT YOU DO:

- Welcome kids by name to Small Group and give them a high five or fist bump!
- Invite kids who brought an offering to put it in the offering container.
- As kids arrive, read the interesting pet facts below.
- Invite the kids to guess whether you're describing a dog or a cat.
- Instruct the kids to put one hand down and hold the other hand up like a paw if they think the statement is about a dog and give themselves cat ears if they think the statement is about a cat.

## TODAY'S BOTTOM LINE

**Work hard.**

### Interesting pet facts:

1. This animal is the most popular in the United States with around 88 million kept as pets. (cat)
2. This pet has over 30 muscles that control their ears. (cat)
3. 45% of these pets sleep in their owner's bed. (dog)
4. 63% of this pet's owners give them Christmas gifts. (dog)
5. This pet sleeps 70% of their lives in very crazy positions. (cat)
6. This pet has three eyelids. (cat)
7. This pet has 1,700 taste buds. (dog)
8. This pet was Mayor of Talkeetna, Alaska for 15 years. (cat)
9. This pet has the same sleep and dream patterns as humans. (dog)
10. This pet can smell 100,000 times greater than a human. (dog)

For more cat facts: <https://bit.ly/3r4BK6q>

For more dog facts: <https://bit.ly/3sLKkYm>

## MONTHLY MEMORY VERSE


**"Suppose you can be trusted with something very little. Then you can also be trusted with something very large."**  
Luke 16:10a, NIRV

## MONTHLY VIRTUE

**Responsibility—Showing you can be trusted with what is expected of you**

## BASIC TRUTH

**I need to make the wise choice.**



### MADE TO MOVE

an activity that increases the oxygen in the brain and taps into the energy in the body



### \* 1. WORK, REST, & REPEAT

[TALK ABOUT GOD | BIBLE STORY REVIEW]

**WHAT YOU NEED:** Mobile device or music player and upbeat music

**WHAT YOU DO:**

- Play upbeat music.
- Encourage the kids to dance around your Small Group area while the music plays.
- Play the music for a minute or two before stopping it.
- When the music stops, shout out, "Ants at rest."
- Instruct the kids to lay down or sit down where they are.
- Choose one of the last kids down to answer a review question.
- If the kid needs help answering, encourage them to ask another kid for help.
- Once the answer has been given, shout, "Ants at work" and resume the music.
- Encourage the kids to get back up and dance until the music stops again.
- Repeat until all questions have been asked and answered.

### TODAY'S BIBLE STORY

**Ants Marching**

Ant and Sluggard  
Proverbs 6:6-8

### TODAY'S BOTTOM LINE

Work hard.

### MONTHLY MEMORY VERSE

"Suppose you can be trusted with something very little. Then you can also be trusted with something very large."

Luke 16:10a, NIRV

### MONTHLY VIRTUE

**Responsibility—Showing you can be trusted with what is expected of you**

### BASIC TRUTH

I need to make the wise choice.

**Review questions:**


1. King Solomon asked God for wisdom and wrote down many wise sayings known as what? (*proverbs*)
2. What example insect did King Solomon use in our story today? (*ants*)
3. Ants are great examples to show us how to what? (*work*)
4. Is there a commander showing ants what to do? (*No. They just work!*)
5. What seasons do ants work hard to store up their food? (*summer and fall*)
6. In what season do ants rest? (*winter*)
7. What can we learn from no one having to tell ants what to do? (*We shouldn't have to be told to work hard—we should just work hard.*)
8. What's one way God designed you that you can use to work hard?
9. Ants don't just work hard. They also know when it's time to what? (*rest*)
10. What's one way you can rest well?

**WHAT YOU SAY:**

"Just like you ANT-icipated me turning off the music, you can anticipate how to work hard this week. What are some responsibilities that you **work hard** at? (*Pause for responses—going to practice, school, chores around the house, etc.*)

"What I admire most about ants is that they know not only how to **work hard** but they also know how to rest. In order for us to give our best in all different areas of work, we need to be responsible by resting and taking care of ourselves, too. That way, we have more energy to give when it's time to work.

"What are some ways we can truly rest well? (*Invite responses.*) Resting well doesn't mean playing video games and watching TV. Think about things that will really help our minds and bodies relax—like being in nature, reading, or spending time with people we love. (*Allow time for kids to respond.*) Let's be sure to find time to rest so we can show up at our best when we do need to **work hard!**"



## MADE TO CREATE

an activity that explores spiritual ideas through the process of drawing, building, and designing



## 3. ABOUT MY HARD WORK

[HEAR FROM GOD | MEMORY VERSE ACTIVITY]

**WHAT YOU NEED:** "About My Hard Work" Activity Page, markers, and Bibles

### WHAT YOU DO:

- Make sure each kid has a Bible.
- Together, look up and read Luke 16:10 using the Bible navigation tips below.

***Finding verses with 2nd and 3rd graders:** Guide kids to open their Bibles to the front and find the table of contents. Hold up a Bible opened to the table of contents to show the kids what the page looks like. When the kids find the table of contents, lead them to find "Luke" in the list under "New Testament." When the kids find Luke, lead them to look at the page number beside the word. Explain that the number tells them on what page they can find Luke. Help the kids find the page. When they find Luke, explain that the big numbers on the page are the chapter numbers. Help them find chapter 16. Explain that the small numbers are verse numbers. Help them find verse 10 in chapter 16.*

- Give each kid an "About My Hard Work" Activity Page.
- Set out the markers.
- Instruct the kids to complete the "About My Hard Work" Activity Page.
- Give them time to fill in their responses and color or decorate the page.

### WHAT YOU SAY:

"Yes, God made us to **work hard**, but God also gifted us uniquely and differently. God made each of us, just the way we are, for a purpose. Sometimes, I've wondered why certain things are harder to me than for my friends. I've learned that just because I don't have the same gift of figuring out math problems like my friend, it doesn't mean I'm not working hard."

*(Read Luke 16:10a to the kids.)* "Our verse reminds us just to take one step at a time. It's not about being the best at everything or having the most stuff to give. It's about being responsible with what we do have—gifts, belongings, time, and being faithful with those things. When you **work hard**, it may look different than others, but God sees your heart and your hard work."

## TODAY'S BIBLE STORY

### Ants Marching

Ant and Sluggard  
Proverbs 6:6-8

## TODAY'S BOTTOM LINE

Work hard.

## MONTHLY MEMORY VERSE

"Suppose you can be trusted with something very little. Then you can also be trusted with something very large."


Luke 16:10a, NIRV

## MONTHLY VIRTUE

Responsibility—Showing you can be trusted with what is expected of you

## BASIC TRUTH

I need to make the wise choice.



## MADE TO REFLECT

an activity that creates space for personal understanding and application



## 4. PRAY AND DISMISS [PRAY TO GOD | PRAYER ACTIVITY]

**WHAT YOU NEED:** Completed pages from “About My Hard Work” activity, sticky notes, and pens or markers

**WHAT YOU DO:**

- Give each kid a sticky note and a marker.
- Encourage the kids to think of a goal for how they can show hard work this week.
  - If they need help, encourage the kids to look at their activity page and think through their hobbies, gifts, etc., to prompt them with an idea for how they can work hard!
- Direct them to write their goal on the sticky note.
- Invite the kids to place their sticky note on their “About My Hard Work” Activity Page.
- Close your group time in prayer.

**WHAT YOU SAY:**

“Dear God, thank You for the way You made us and the ability You’ve given us to **work hard**. As we go through our week, we know it will be easy to slack off and sink back into choosing not to give our best in everything we do. Remind us to **work hard** so we can love those around us and honor You. Amen.”

As adults arrive to pick up, ask kids to read the goal on their sticky note of how they want to work hard this week! Encourage the adults to remind the kids of their goal and cheer them on all week long.

## TODAY’S BIBLE STORY

**Ants Marching**  
Ant and Sluggard  
Proverbs 6:6-8

## TODAY’S BOTTOM LINE

**Work hard.**

## MONTHLY MEMORY VERSE

**“Suppose you can be trusted with something very little. Then you can also be trusted with something very large.”**  
Luke 16:10a, NIRV

## MONTHLY VIRTUE

**Responsibility—Showing you can be trusted with what is expected of you**

## BASIC TRUTH

**I need to make the wise choice.**