


# PET PROJECT

See it through



WEEK

**ONE**

JANUARY 2024

SMALL GROUP

**2-3**

PRELUDE

SOCIAL

STORY

WORSHIP

GROUPS

HOME

PROVIDING TIME FOR FUN INTERACTION  
15 MINUTES

## MADE TO CREATE

an activity that explores spiritual ideas through the process of drawing, building, and designing



*Before kids arrive, take a few moments to pray for them. Pray for those who might visit your group for the first time. As you start the new year, pray that God will help you love others the way God loves them. Ask God to bless the conversations you have with your kids as you lead them to see how loving God and loving others is one of the most responsible things we can do.*

## TODAY'S BIBLE STORY

**I Want to Know What Love Is**  
Greatest Commandment  
Matthew 22:36-40

## 1. EARLY ARRIVER

**WHAT YOU NEED:** Offering container and various craft supplies

### WHAT YOU DO:

- Welcome kids by name to Small Group and give them a high five or fist bump!
- Invite kids who brought an offering to put it in the offering container.
- Ask:
  - If you could be any kind of pet, what would you be and why?
  - What are some things you need to do to take care of this kind of pet?
- Set out the craft supplies.
- Instruct the kids to make their animal with the craft supplies.

## TODAY'S BOTTOM LINE

**Love God and love others.**

## MONTHLY MEMORY VERSE


**"Suppose you can be trusted with something very little. Then you can also be trusted with something very large."**  
Luke 16:10a, NIRV

## MONTHLY VIRTUE

**Responsibility—Showing you can be trusted with what is expected of you**

## BASIC TRUTH

**I should treat others the way I want to be treated.**



## MADE TO EXPLORE

an activity that extends learning through hands on experimentation and discovery



## \* 1. YOU GOT IT DOWN!

[TALK ABOUT GOD | BIBLE STORY REVIEW]

WHAT YOU NEED: Dominoes

### WHAT YOU DO:

- Divide your group into teams of four or five kids.
- Give each team an equal number of dominoes.
- Instruct the kids to work together to create a domino run, arranging them in desired patterns and sequences. (Be ready to demonstrate if needed!)
- Once they've made their domino runs, encourage the teams to have one kid knock down the first domino and watch the sequence come to life!
- If time allows, invite the groups to create more sequences.

### WHAT YOU SAY:

"If you built your domino runs close enough together, each domino followed the one before it. God's commandments are kind of like dominoes. Today in our story, we learned that as long as you've got the **love God and love others** thing down, the rest of God's commandments will follow. As a matter of fact, it gets even simpler than that. If you're loving others, you ARE loving God!

*[Make It Personal] (Share about a time you fulfilled God's commandments by loving God and loving others.) "It's really as easy as that! We don't have to make God's commands complicated. There are so many ways throughout our day that you can love God and love others."*

## TODAY'S BIBLE STORY

**I Want to Know What Love Is**  
Greatest Commandment  
Matthew 22:36-40

## TODAY'S BOTTOM LINE

**Love God and love others.**

## MONTHLY MEMORY VERSE


"Suppose you can be trusted with something very little. Then you can also be trusted with something very large."  
Luke 16:10a, NIRV

## MONTHLY VIRTUE

**Responsibility—Showing you can be trusted with what is expected of you**

## BASIC TRUTH

**I should treat others the way I want to be treated.**



## MADE TO MOVE

an activity that increases the oxygen in the brain and taps into the energy in the body



## 3. IF AND THEN

[HEAR FROM GOD | MEMORY VERSE ACTIVITY]

WHAT YOU NEED: Bibles

### WHAT YOU DO:

- Divide your group into teams of two or three.
- Give each team a Bible.
- Together, look up Luke 16:10a using the Bible navigation tips below.
- Read the verse out loud together a few times.

## TODAY'S BIBLE STORY

**I Want to Know What Love Is**  
Greatest Commandment  
Matthew 22:36-40

***Finding verses with 2nd and 3rd graders:** Guide kids to open their Bibles to the front and find the table of contents. Hold up a Bible opened to the table of contents to show the kids what the page looks like. When the kids find the table of contents, lead them to find "Luke" in the list under "New Testament." When the kids find Luke, lead them to look at the page number beside the word. Explain that the number tells them on what page they can find Luke. Help the kids find the page. When they find Luke, explain that the big numbers on the page are the chapter numbers. Help them find chapter 16. Explain that the small numbers are verse numbers. Help them find verse 10 in chapter 16.*

## TODAY'S BOTTOM LINE

Love God and love others.

## MONTHLY MEMORY VERSE

**"Suppose you can be trusted with something very little. Then you can also be trusted with something very large."**  
Luke 16:10a, NIV


- Choose a kid to be "Simon."
- Instruct Simon to lead a few rounds of "Simon Says."
  - Instruct Simon to stand facing the group.
  - Direct Simon to call out different activities, starting the commands by saying, "Simon says."
  - Instruct the kids in the group not to do the activity Simon commands unless Simon says, "Simon says," first.
  - If a kid does an activity that Simon doesn't begin with "Simon says," direct that kid to be out.
- Give two or three kids a turn to be Simon.
- After a few rounds of kids leading "Simon Says," lead the game yourself.
- When you are Simon, you will have kids repeat the verse and motions with you.
  - Start with "Simon says say..." for each phrase below (note NIV and NIV versions).
    - "Suppose you can be trusted . . ." (cross hands across your heart)—NIV
      - "Whoever can be trusted..." (cross hands across your heart)—NIV
    - "with something very little . . ." (pinch thumb and finger together to signify little)—NIV
      - "with very little . . ." (pinch thumb and finger together to signify little)—NIV
    - "Then you can also be trusted . . ." (cross hands across your heart)—NIV
      - "can also be trusted . . ." (cross hands across your heart)—NIV
    - "with something very large." (open arms up wide to motion something big)—NIV
      - "with much." (open arms up wide to motion something big)—NIV

## MONTHLY VIRTUE

**Responsibility—Showing you can be trusted with what is expected of you**

## BASIC TRUTH

**I should treat others the way I want to be treated.**



WEEK  
**ONE**

JANUARY 2024

SMALL GROUP

**2-3**

PRELUDE

SOCIAL

STORY

WORSHIP

GROUPS

HOME

CREATING A SAFE PLACE TO CONNECT  
25 MINUTES

### (3. IF AND THEN, CONTINUED)


- "Luke 16:10a." (*clasp your hands together and open them like you are opening a book*)
- Say the memory verse a few times with the motions without saying, "Simon says."

#### WHAT YOU SAY:

"Our verse tells us that if you can be trusted with something little, then you can be trusted with something large. IF you can take care of something small, THEN you can be trusted to take care of something big. Just like in our game, IF you follow Simon, THEN you will win the game. IF you practice your memory verse, THEN you will know it really well!

"What about IF you show your parents you can pick up after yourself? THEN they may trust you to have more responsibility with something you've been asking for. IF you don't get upset about being asked to put down your device and instead come down for dinner with a great attitude, THEN you may be trusted with more screen time when dinner is done.

"If we love others through small choices every day, we accomplish a big love for God. Taking care of God's people is the best way we can love God. Remember to **love God and love others** in everything you do."



## MADE TO REFLECT

an activity that creates space for personal understanding and application



## 4. PRAY AND DISMISS [PRAY TO GOD | PRAYER ACTIVITY]

**WHAT YOU NEED:** “Love Languages Bingo” Activity Pages from “Opening Activity” and pens

**WHAT YOU DO:**

- Give each kid a pen and a “Love Languages Bingo”

Activity Page.

- Direct the kids to choose a few squares to write down the name of a friend, family member, teacher, or person in their world to whom they can show that kind of love.
  - For example, they can ask themselves:
    - Who can I give a high five to this week? Instruct the kids to write the name of the person they think of in the square.
    - Who can I write a letter to? Instruct the kids to write the name of the person they think of in the square.
- Say, “There are people you can care for who you haven’t even met yet, so you can leave some squares blank!”
- Encourage kids to mark off their square throughout the week once they do the activity on the Bingo page to remember to love God and love others.
- Close your group time in prayer.

**WHAT YOU SAY:**

“God, thank You for trusting us to love Your people. This week, please open our eyes to how we can love You and love others. Please help us see who may need You the most. We understand that when we can follow through with the small things—like having a good attitude, cleaning up after ourselves, high-fiving someone, or even holding the door open for someone—they lead to a big kind of love. Please use us to show the love of Jesus to the world around us this week! We love You, and we pray these things in Jesus’ name. Amen.”

As adults arrive to pick up, ask kids to show off their Bingo cards and share one person they’re going to show love to this week! Remind them that taking care of the people God has put in their world is one of the most important things we can accomplish all week.

## TODAY’S BIBLE STORY

**I Want to Know What Love Is**  
Greatest Commandment  
Matthew 22:36-40

## TODAY’S BOTTOM LINE

**Love God and love others.**

## MONTHLY MEMORY VERSE

**“Suppose you can be trusted with something very little. Then you can also be trusted with something very large.”**  
Luke 16:10a, NIRV

## MONTHLY VIRTUE

**Responsibility—Showing you can be trusted with what is expected of you**

## BASIC TRUTH

**I should treat others the way I want to be treated.**