

TODAY'S SUGGESTED SCHEDULE

BIBLE STORY

Jesus teaches that God cares for us.

BIRDS AND FLOWERS
MATTHEW 6:25-34

MEMORY VERSE

"The people were amazed at his teaching."

MATTHEW 7:28, NCV

KEY QUESTION

Who teaches you important things?

BOTTOM LINE

Jesus teaches me important things.

BASIC TRUTH

Jesus wants to be my friend forever.

PRELUDE: Setting the tone for the experience

See the **Getting Ready** pages at the end of this document for a detailed description of what you'll need for today.

In the **Prelude** folder of your curriculum, you'll find a variety of other resources to help you prepare.

SMALL GROUP

15
MIN

SOCIAL: Providing time for fun interaction

Offer one or more of these activities as preschoolers arrive.

- Pass the Worm
- Bird and Flower Puzzles
- In the Nest

LARGE GROUP

20
MIN

WORSHIP: Inviting people to respond to God

STORY: Communicating God's truth in engaging ways

"Important Things," "Best Friend"


- Bible Story
- Prayer

SMALL GROUP

25
MIN

GROUPS: Creating a safe place to connect

Offer as many of these activities as your time, facilities, resources, and leadership allow.

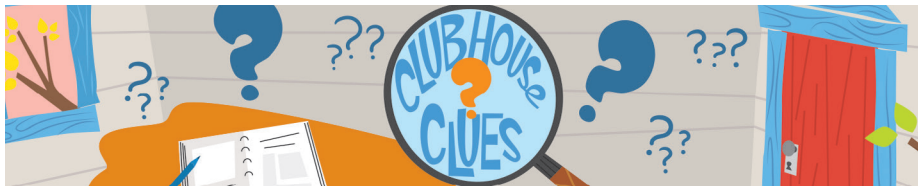
- Memory Verse Clues
- A Flower to Remember 
- Taking Care
- Bird or Flower?
- Bird in Flight
- Journal and Prayer

HOME: Prompting action beyond the experience

- Going Home
- Memory Verse Card
- Parent Cue Card (*print or email*)
- Parent Cue App



This symbol indicates an activity with potential allergens. Be sure to post allergy alert sign and inform parents at drop-off.



PRELUDE SOCIAL WORSHIP STORY **GROUPS** HOME

CREATING A SAFE PLACE TO CONNECT
25 MINUTES

MADE TO MOVE

an activity that uses a preschooler's natural desire to move to help them learn



1. MEMORY VERSE CLUES

[HEAR FROM GOD | MEMORY VERSE REVIEW]

WHAT YOU NEED: "Memory Verse Clues" Activity Page, cardstock, marker, and painter's tape

WHAT YOU DO:

BEFORE THE ACTIVITY: Copy "Memory Verse Clues" on cardstock, one set per Small Group. Draw a large question mark on the back of each paper. Hide the clues around the room, some can be higher than a child's reach.

mark on the back of each paper. Hide the clues around the room, some can be higher than a child's reach.

DURING THE ACTIVITY: Look for the clues around the room. Sit down and arrange the clues in order once all four have been found. Say and do the motions as you review each card. Repeat as desired.

AFTER THE ACTIVITY: Say the Memory Verse and do the motions one more time and review the Bottom Line.

BIBLE STORY

Jesus teaches that God cares for us.

BIRDS AND FLOWERS
MATTHEW 6:25-34

MEMORY VERSE

"The people were amazed at his teaching."

MATTHEW 7:28, NCV

KEY QUESTION

Who teaches you important things?

WHAT YOU SAY:

BEFORE THE ACTIVITY: "I need all my super clue finder friends to join me over here! I need your help! Our Memory Verse Clues are hidden in the room, and we need them for our activity. Will you help me find the clues? Great!"

DURING THE ACTIVITY: "Let's look all around the room. Whoa! What's this? (Point to a clue.) It has a question mark on it. Do you think this is a clue? (Pause.) It is! We found a clue! Let's look for more clues. (Pause.) We found another question mark. Is this a clue? (Pause.) It is a clue! Hooray, we found another clue! There are two more clues, do you see them? Look! There's one! Let's go get it. (Pause.) Just one more clue, there it is! Hooray! We found all our clues! Let's go sit down and look at our clues. (Pause.)"

BOTTOM LINE

Jesus teaches me important things.

"Our clues are the motions to our Memory verse! This card says [words] and is making this motion [motion]. Is that how our verse starts? (Pause.) Let's look at this clue. This card says [words] and is making this motion [motion]. Is that how our verse starts? (Continue until you get the card with the beginning of the verse.) Let's put these in order. 'The people' (spread arms out) is our first clue. (Lay the card down.) 'Were amazed' (hold hands like binoculars, open and shut) is our second clue. (Lay card to the right of the first card.) 'At his teaching,' (pull O-hands from head) is our third clue. (Lay card to the right of the second card.) And our last clue says, (lay this card at the end) 'Matthew 7:28!' (Open hands like a book.). Let's use our clues to say and do the motions to our Memory verse. 'The people (spread arms out) were amazed (hold hands like binoculars, open and shut) at his teaching,' (pull O-hands from head) Matthew 7:28. (Open hands like a book.) Great job finding all the Memory Verse Clues today, friends!"

BASIC TRUTH

Jesus wants to be my friend forever.



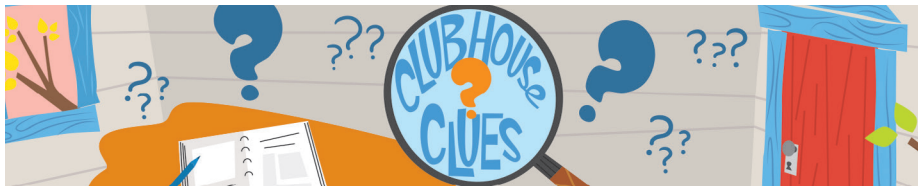
WEEK
TWO
JANUARY 2024

SMALL GROUP
3-5 YEAR
-OLDS

PRELUDE SOCIAL WORSHIP STORY **GROUPS** HOME

CREATING A SAFE PLACE TO CONNECT
25 MINUTES

AFTER THE ACTIVITY: "Jesus teaches us important things, like God will take care of us. I'm so glad Jesus teaches us important things. **Who teaches you important things? Jesus teaches me important things.**"



PRELUDE SOCIAL WORSHIP STORY GROUPS HOME

CREATING A SAFE PLACE TO CONNECT
25 MINUTES

MADE TO CREATE
an activity that allows preschoolers to review the Bible story, bottom line, or memory verse by creating a craft to take home



5. BIRD IN FLIGHT

[LIVE FOR GOD | APPLICATION ACTIVITY]

WHAT YOU NEED: "Bird in Flight" Activity Page, cardstock, washable markers, plastic straws, plastic smoothie straws, scissors, clear tape, ruler, and a permanent marker

WHAT YOU DO:

BEFORE THE ACTIVITY: Copy "Bird in Flight" on cardstock and cut, one per child. Fold each bird cutout, fold on the designated lines. Cut 1-1 1/2" down the center of each straw, one per child. Cut 1" off each smoothie straw then cut 3" down the center of each, one per child. Write each child's name on their bird. See our Pinterest page for an example. bit.ly/FL_ClubhouseClues

DURING THE ACTIVITY: Encourage children to decorate their bird. Leader will fold the bird in half and slide the bird into the slit in the straw. Help children tape the straw to the bird on each side. Slide this straw into the cut end of the smoothie straw and help children tape either side of the straw on the bottom of each wing. Demonstrate how to make the bird fly by moving the inner straw up and down.

AFTER THE ACTIVITY: Review the Bible Story.

WHAT YOU SAY:

BEFORE THE ACTIVITY: "Friends, come sit with me at the table. Let's make a flying bird craft to help us remember our Bible Story!"

DURING THE ACTIVITY: "Use the markers to decorate your bird cutout. (Pause.) Let's fold the bird in half and slide it into the slit of the straw just under the fold. (Pause.) Put a piece of tape over the straw on each side. (Pause.) Now slide your bird into this other straw like this (demonstrate) and tape this straw on both sides under the wings. (Pause.) To make your bird fly, move the inside straw up and down like this. (Pause.) Wow! Your birds are amazing!"

AFTER THE ACTIVITY: "In our Bible Story today, Jesus taught His disciples that God takes care of the flowers and God takes care of the birds. Jesus told this story to teach us something very important—that God loves us more than flowers and birds. And since God takes care of flowers and birds, that means that God will take care of us too!"

"We don't need to worry about what we're going to eat or drink. Just like God takes care of the birds and gives them food to eat, God will take care of us. We don't need to worry about the clothes we're going to wear. Just like God takes care of the flowers and gives them beautiful colors to wear, God will take care of us. Jesus teaches us that we don't have to worry. God will take care of us. I'm so glad Jesus teaches us important things. **Who teaches you important things? Jesus teaches me important things.**"

BIBLE STORY

Jesus teaches that God cares for us.

**BIRDS AND FLOWERS
MATTHEW 6:25-34**

MEMORY VERSE

"The people were amazed at his teaching."

MATTHEW 7:28, NCV

KEY QUESTION

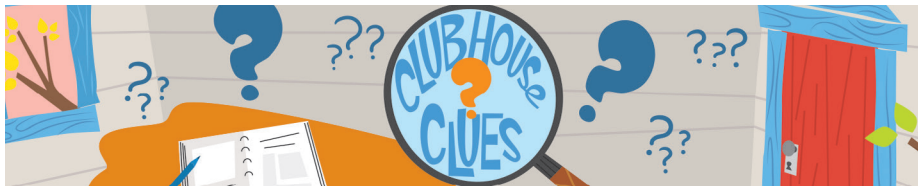
Who teaches you important things?

BOTTOM LINE

Jesus teaches me important things.

BASIC TRUTH

Jesus wants to be my friend forever.



MADE TO REFLECT
an activity that encourages personal application and prayer



6. JOURNAL AND PRAYER

[PRAY TO GOD | PRAYER ACTIVITY]

WHAT YOU NEED: "Memory Verse Card" Activity Page from Week One in Bible, a journal, and a fun-shaped pen

WHAT YOU DO:

BEFORE THE ACTIVITY: If you do not have the "Memory Verse Card" in your Bible, copy "Memory Verse Card" on

cardstock and cut, one per Small Group. Place one card in your Bible at Matthew 7:28. Keep this card in your Bible all month.

DURING THE ACTIVITY: Encourage the children to pretend to pick flowers as you lead them to your small group spot. Sit down and gather the children around you. Review the Memory verse and motions, then encourage the children to make a list of their favorite foods.

AFTER THE ACTIVITY: Pray with the children using the list you made in the journal.

WHAT YOU SAY:

BEFORE THE ACTIVITY: "It's Small Group time! Today we're going to pretend we're picking beautiful flowers while we walk to our small group spot. Follow me! (Pretend to pick and smell flowers as you lead the children to your small group spot.) Picking flowers is fun! Now let's sit down so we can talk about today's Bible Story. One, two, three, sit down with me!"

DURING THE ACTIVITY: (Open the Bible and lay it in front of the children.) "In our Bible Story today, Jesus taught us that since God cares about the birds and flowers, then He cares even more about people! That means God cares about (name each child), and me! I am amazed when I hear the things Jesus teaches, and so were the people in our Bible story!"

"Listen to the Bible verse we are learning. It says, 'The people (spread arms out) were amazed (hold hands like binoculars, open and shut) at his teaching,' (pull O-hands from head) Matthew 7:28. (Open hands like a book.) Stand up with me and let's say that together! Just say what I say and do what I do. 'The people (spread arms out) were amazed (hold hands like binoculars, open and shut) at his teaching,' (pull O-hands from head) Matthew 7:28. (Open hands like a book.)"

BIBLE STORY

Jesus teaches that God cares for us.

BIRDS AND FLOWERS
MATTHEW 6:25-34

MEMORY VERSE

"The people were amazed at his teaching."

MATTHEW 7:28, NCV

KEY QUESTION


Who teaches you important things?

BOTTOM LINE

Jesus teaches me important things.

BASIC TRUTH

Jesus wants to be my friend forever.



WEEK
TWO
JANUARY 2024

SMALL GROUP
3-5 YEAR
-OLDS

PRELUDE

SOCIAL

WORSHIP

STORY

GROUPS

HOME

CREATING A SAFE PLACE TO CONNECT
25 MINUTES

(6. JOURNAL AND PRAYER, CONTINUED)

"You sound awesome!! Let's sit down so we can write in our prayer journal and talk to God. (*Open journal.*) Jesus teaches us important things—like God cares for us. **Who teaches you important things? Jesus teaches me important things!** That's right! And because God cares for us, we don't have to worry about things like what food we will eat or what clothes we will wear. Hey! Let's make a list of our favorite foods! Then we can use our list when we pray. When I say your name, tell me one of your favorite foods." (*Remember to print as you write in the journal, so the children can recognize their names and the letters.*)

AFTER THE ACTIVITY: "This list is making me hungry! Let's pray and talk to God about it. Would anyone like to pray before I pray? (*Give each child who wants to pray the opportunity to do so.*) Dear God, thank You for caring so much about us. Jesus teaches us that since You take care of birds and flowers, then You will take care of us, too, because You love people . . . A LOT! Thank You for foods like (*read the list*). You are so good to not only give us food, but You make it yummy to eat too! You're the best God, and we love You! In Jesus' name we pray. Amen."