

WEEK
ONE
JUNE 2023

SMALL GROUP
3-5 YEAR
-OLDS

PRELUDE SOCIAL WORSHIP STORY GROUPS HOME

PROVIDING TIME FOR FUN INTERACTION
15 MINUTES

MADE TO MOVE

an activity that uses a preschooler's natural desire to move to help them learn



1. LOOK, DON'T LOOK

WHAT YOU NEED: No supplies needed

WHAT YOU DO:

BEFORE THE ACTIVITY: Ask children to line up in front of you in an open area of the room.

DURING THE ACTIVITY: Instruct children to do movements like jump, clap, turn around, etc. Then ask everyone to sit down and encourage children with the help of the leader to take turns trying the same movements with their eyes closed. *Note:* It's okay if some children do not want to close their eyes.

AFTER THE ACTIVITY: Talk about how we'll hear a story about a man named Paul who saw a bright light that made his eyes not see.

WHAT YOU SAY:

BEFORE THE ACTIVITY: "Hello, friends! It's great to see you today! Come make a straight line facing me. *(Pause.)* We're going to move our bodies!"

DURING THE ACTIVITY: "I'll call out a movement, and I want you to try it. Ready, set, jump! Jump up and down. *(Pause.)* Great job! Ready, set, clap your hands. *(Pause.)* Awesome! *(Continue with different motions.)* Fantastic! Everyone, sit down right where you are.

"This time, we'll try the same movements with our eyes closed, and I will help you. [Child's name], stand up and hold my hand. Now close your eyes and jump up one time. *(Pause.)* Great job! Was it harder to jump with your eyes open or closed? *(Pause.)* Yes! It's much harder to jump with your eyes closed. You can go back and sit down. *(Continue with each child, vary the movements if desired.)* Now everybody, stand up, and let's jump up and down together! *(Pause.)* You did a great job of listening and moving with your eyes open and with them closed!"

AFTER THE ACTIVITY: "Today in our story, we'll hear about a man named Paul who saw a bright light then his eyes couldn't see! I can't wait to hear more about Paul."

TRANSITION: Move to Worship and Story by directing the children to take one step then two hops; two steps and one clap; three wiggles and a jump; etc. Change your movements all the way to your designated area.

BIBLE STORY

Jesus wants to be my friend forever.

PAUL BECOMES A BELIEVER
ACTS 9:1-9

MEMORY VERSE

"Jesus said,
'Come follow me.'"

MATTHEW 4:19, NCV

KEY QUESTION

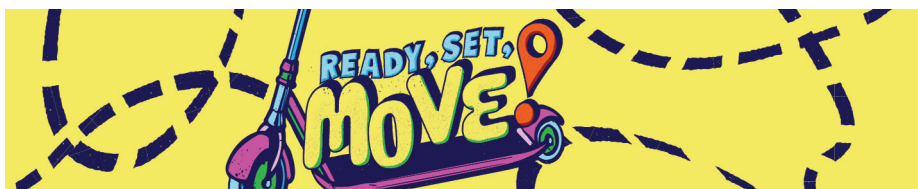
Who wants to be your friend forever?

BOTTOM LINE

Jesus wants to be my friend forever.

BASIC TRUTH

Jesus wants to be my friend forever.



CREATING A SAFE PLACE TO CONNECT
25 MINUTES

MADE TO PLAY

an activity that encourages preschoolers to follow guidelines while having fun and learning new concepts



2. WHAT'S UNDER THE CUP?

[TALK ABOUT GOD | BIBLE STORY REVIEW]

WHAT YOU NEED: "Block Pictures" Activity Page, cardstock, scissors, painter's tape, blocks or craft tubes, and disposable cups (16 oz.)

WHAT YOU DO:

BEFORE THE ACTIVITY: Copy "Block Pictures" on cardstock and cut, one set per small group. Tape the pictures onto the blocks.

DURING THE ACTIVITY: Show the blocks to the children and briefly review the story pictures. Place each block under a cup. Call the children by name to take turns. For each child's turn, they will pick up one cup to reveal the block under the cup. Review the part of the story that goes with the story picture on the block then put the cup back over the block. Move the cups around then choose another child to have a turn. Continue playing as time and interest allow.

AFTER THE ACTIVITY: Talk about how Jesus wanted to be Paul's friend forever, and Jesus wants to be our friend forever, too!

WHAT YOU SAY:

BEFORE THE ACTIVITY: "Hi, friends! Come sit with me. We're going to play a game!"

DURING THE ACTIVITY: "In our Bible story today, a man named Paul saw a bright light. (*Hold up the light block.*) Then Paul heard a voice. It was Jesus! (*Hold up the Jesus block.*) Jesus asked Paul why he wasn't His friend. Then Jesus told Paul to go to the city of Damascus (*Hold up the city block.*) and wait for someone to tell him what to do. Now that Paul believed Jesus is alive, he did what Jesus told him to do, and he went to the city and waited. That's our story for today!

"Now we'll play a cup game where YOU get to tell the story! I'll put each of these blocks under a cup and move the cups around. When I call your name, you get to pick a cup and tell us about the picture. Let's play! [Child's name], pick a cup. (*Pause.*) Tell us what picture you found. (*Pause.*) Great job! (*Continue with each child.*) Great job, friends!"

AFTER THE ACTIVITY: "When Paul met Jesus, Paul's life changed forever! Because now, Paul knew that Jesus is alive. And WE know that Jesus is alive, too, and that Jesus wants to be our friend forever. Jesus wants to be my friend forever. **Who wants to be your friend forever? Jesus wants to be my friend forever.**"

BIBLE STORY

Jesus wants to be my friend forever.

PAUL BECOMES A BELIEVER
ACTS 9:1-9

MEMORY VERSE

"Jesus said,
'Come follow me.'"

MATTHEW 4:19, NCV

KEY QUESTION

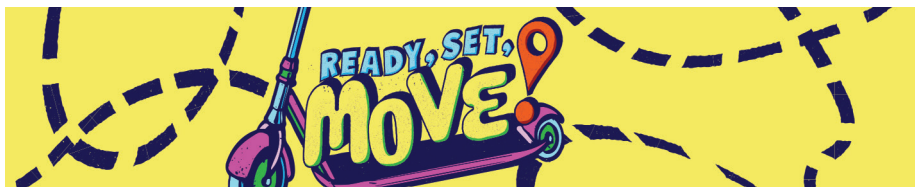
Who wants to be your friend forever?

BOTTOM LINE

Jesus wants to be my friend forever.

BASIC TRUTH

Jesus wants to be my friend forever.



WEEK
ONE
JUNE 2023

SMALL GROUP
3-5 YEAR
-OLDS

PRELUDE SOCIAL WORSHIP STORY **GROUPS** HOME

CREATING A SAFE PLACE TO CONNECT
25 MINUTES

MADE TO MOVE

an activity that uses a preschooler's natural desire to move to help them learn



1. MEMORY VERSE WITH MOTIONS

[HEAR FROM GOD | MEMORY VERSE REVIEW]

WHAT YOU NEED: No supplies needed

WHAT YOU DO:

BEFORE THE ACTIVITY: Say the memory verse and show the motions to the children.

DURING THE ACTIVITY: Say the verse again with the motions and invite the children to do it with you. Repeat several times.

AFTER THE ACTIVITY: Talk about how Jesus tells us to come follow Him.

WHAT YOU SAY:

BEFORE THE ACTIVITY: "We have a brand-new memory verse to learn today. Everyone, listen and watch me. 'Jesus said, (*point up*) "Come (*motion towards self*) follow me,"' (*march*) Matthew 4:19. (*Open hands like a book.*)"

DURING THE ACTIVITY: "Now, let's do it together! Are you ready? 'Jesus said, (*point up*) "Come (*motion towards self*) follow me,"' (*march*) Matthew 4:19. (*Open hands like a book.*) Let's do it together. 'Jesus said, (*point up*) "Come (*motion towards self*) follow me,"' (*march*) Matthew 4:19. (*Open hands like a book.*) Nice job, friends."

AFTER THE ACTIVITY: "Our memory verse tells us that Jesus wants us to come follow Him because He wants to be your friend forever! **Who wants to be your friend forever? Jesus wants to be my friend forever!** One more time. **Who wants to be your friend forever? Jesus wants to be my friend forever!"**

BIBLE STORY

Jesus wants to be my friend forever.

PAUL BECOMES A BELIEVER
ACTS 9:1-9

MEMORY VERSE

"Jesus said,
'Come follow me.'"

MATTHEW 4:19, NCV

KEY QUESTION

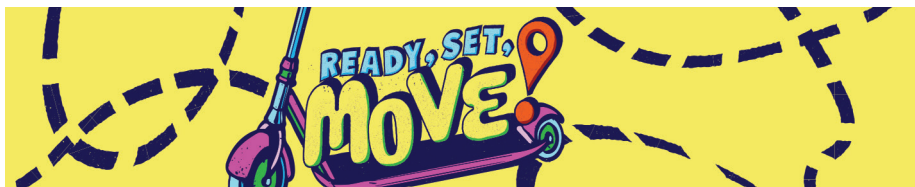
Who wants to be your friend forever?

BOTTOM LINE

Jesus wants to be my friend forever.

BASIC TRUTH


Jesus wants to be my friend forever.



CREATING A SAFE PLACE TO CONNECT
25 MINUTES

MADE TO REFLECT

an activity that encourages personal application and prayer



BIBLE STORY

Jesus wants to be my friend forever.

PAUL BECOMES A BELIEVER
ACTS 9:1-9

MEMORY VERSE

"Jesus said,
'Come follow me.'"

MATTHEW 4:19, NCV

KEY QUESTION

Who wants to be your friend forever?

BOTTOM LINE

Jesus wants to be my friend forever.

BASIC TRUTH

Jesus wants to be my friend forever.

6. JOURNAL AND PRAYER

[PRAY TO GOD | PRAYER ACTIVITY]

WHAT YOU NEED: "Memory Verse Card" Activity Page, Bible, cardstock, scissors, paperclip, journal, and fun-shaped pen

WHAT YOU DO:
BEFORE THE ACTIVITY: Copy "Memory Verse Card" on cardstock and cut, one per group. Paperclip one card in the Bible at Matthew 4:19 and keep in your Bible all month.

DURING THE ACTIVITY: Lead the children to your Small Group spot, sit down, and gather the children around you. Review the Bible story and memory verse then write in the journal. Pray with the children.

WHAT YOU SAY:
SMALL GROUP LEADER (SGL): "It's Small Group time! Today, we'll play stop-and-go while we walk to our Small Group spot. When I say, 'Go,' we will walk. When I say, 'Stop,' we will stop. Ready? GO! (Keep saying "Stop" and "Go" as you lead the children to your Small Group spot.)

"Annnnd stop! We made it! Let's sit down so we can talk about today's Bible story. One, two, three, sit down with me! (Open the Bible and lay it in front of the children.)

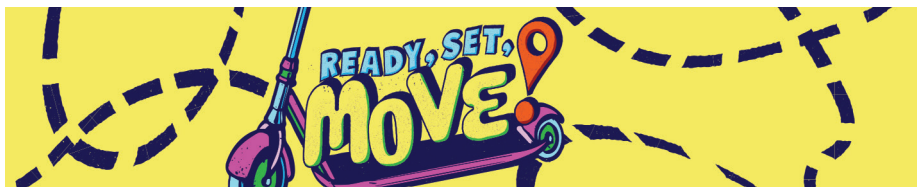
"In our Bible story today, Paul was going down a road, then a bright light made him stop! When Paul stopped, Jesus talked to him and told him to go to a city and wait. Why did Jesus stop Paul and talk to him? (Pause.) Yes! Because Jesus wanted to be Paul's friend forever. And Jesus wants to be your friend forever, too! That's why, when I ask you, '**Who wants to be your friend forever?**', I want you to say, '**Jesus wants to be my friend forever.**' Let me hear you say it! **Who wants to be your friend forever?**"

CHILDREN AND SGL: "Jesus wants to be my friend forever!"

SGL: "He sure does! And the Bible verse we'll begin learning today will help us remember that Jesus wants us to follow Him and be His friend forever. It says . . . (Turn the pages of your Bible to the Memory Verse Card.) 'Jesus said, "Come follow me,"' Matthew 4:19. (Close Bible and lay it down.)

"Wow! Jesus wants us to follow Him! Let's stand up and say that with the motions. Just say what I say and do what I do."

CHILDREN AND SGL: "'Jesus said, (point up) "Come (motion towards self) follow me,"' (march) Matthew 4:19. (Open hands like a book.)



WEEK
ONE
JUNE 2023

SMALL GROUP
3-5 YEAR
-OLDS

PRELUDE

SOCIAL

WORSHIP

STORY

GROUPS

HOME

CREATING A SAFE PLACE TO CONNECT
25 MINUTES

(6. JOURNAL AND PRAYER, CONTINUED)

(Repeat the verse with motions a few times.)

SGL: "Thank you for saying that with me! You sound great! Now let's sit down so we can write in our prayer journal and talk to God. *(Hold journal and fun-shaped pen.)*

"Today we'll make a list of our friends in our prayer journal. When I say your name, tell me the name of one of your friends. [Child's name], tell me the name of one of your friends. *(Repeat with each child and remember to print so the children can recognize their names and the letters.)*

"Now I'll add one more name to this wonderful list. *(Say the letters as you write them.)* J-E-S-U-S. Jesus! I added Jesus because Jesus wants to be our friend forever! Let's pray and thank God for Jesus and all of our friends. Would anyone like to pray before I pray?" *(Give each child who wants to pray the opportunity to do so.)*

PRAYER

SGL: "Dear God, thank You for giving us so many wonderful friends. Thank You for *(read the list the children made)*. And most of all, thank You for sending Jesus to be our friend forever. Jesus is the best friend we will ever have! We love You, God. In Jesus' name, amen."