

WEEK
TWO
JULY 2022

SMALL GROUP
PRETEEN

PRELUDE

SOCIAL

STORY

WORSHIP

GROUPS

HOME

PROVIDING TIME FOR FUN INTERACTION
15 MINUTES

MADE TO PLAY

an activity that encourages learning through following guidelines and/or working as a group



Before kids arrive, pray that you would have a life-giving time with your students as you explore ways that they can be light in the darkness of their worlds.

JUST FOR FUN

WHAT YOU NEED: Offering container, straws, Smarties® candy, small paper plates, markers

WHAT YOU DO:

- Invite kids to place their offerings in the container.
- Give each kid two small paper plates and a marker.
- Tell them to draw a simple outline of a wave with three peaks on one of the paper plates.
- Hand each kid a straw and their own packet of Smarties candy (or similar candy of your choice).
- Ask them to empty the packet of candy onto the plate that does not have the waves drawn on it.
- Challenge kids to race to transfer the entire contents of the packet of Smarties onto the plate with the waves, while following these two rules:
 - Each piece of candy should be on the lines of the waves, making "waves" of candy.
 - The only way they can move the candy is by using suction through their straw to suck the pieces up and hold them onto the end of the straw.
- Let kids eat the candy at the end of the game.

TODAY'S BIBLE STORY

Good Vibrations

City on a Hill
Matthew 5:14-16

TODAY'S KEY QUESTION

How can you show God's goodness to others?

TODAY'S BOTTOM LINE

Show God's goodness to others.

MONTHLY MEMORY VERSE


"God began a good work in you. And I am sure that he will carry it on until it is completed. That will be on the day Christ Jesus returns."
Philippians 1:6, NIV

MAKE WAVES

What you do today can change the world around you.

BASIC TRUTH

I should treat others the way I want to be treated.



WEEK
TWO
JULY 2022

SMALL GROUP
PRETEEN

PRELUDE

SOCIAL

STORY

WORSHIP

GROUPS

HOME

CREATING A SAFE PLACE TO CONNECT
25 MINUTES

MADE TO CONNECT

an activity that invites kids to share and collaborate with others while growing their understanding



DISCUSSION QUESTIONS

[TALK ABOUT GOD | BIBLE STORY REVIEW]

WHAT YOU NEED: No supplies needed

WHAT YOU DO:

Ask:

- Fill in the blank to finish this sentence: The point of goodness is _____.
- Where do you see God's goodness in your life right now?
- What would you say is the greatest motivator for wanting to reflect God's goodness?
- Who benefits when we live out God's goodness?

TODAY'S BIBLE STORY

Good Vibrations

City on a Hill
Matthew 5:14-16

TODAY'S KEY QUESTION

How can you show God's goodness to others?

TODAY'S BOTTOM LINE

Show God's goodness to others.

MONTHLY MEMORY VERSE


"God began a good work in you. And I am sure that he will carry it on until it is completed. That will be on the day Christ Jesus returns."
Philippians 1:6, NIV

MAKE WAVES

What you do today can change the world around you.

BASIC TRUTH

I should treat others the way I want to be treated.



WEEK
TWO
JULY 2022

SMALL GROUP
PRETEEN

PRELUDE

SOCIAL

STORY

WORSHIP

GROUPS

HOME

CREATING A SAFE PLACE TO CONNECT
25 MINUTES

MADE TO EXPLORE

an activity that extends learning through hands-on experimentation and discovery



VERSE TO TAKE WITH YOU

[HEAR FROM GOD | MEMORY VERSE ACTIVITY]

WHAT YOU NEED: Bibles, paper, markers, scissors, spoon

WHAT YOU DO:

- Give each of the kids a sheet of paper and a pen.
- Make sure kids have access to a Bible or Bible App.
- Invite half of the group to look up and read Psalm 119:68. (Direct them to the middle of the Bible to find Psalms.)

TODAY'S BIBLE STORY

Good Vibrations

City on a Hill
Matthew 5:14-16

***Finding verses with 4th-5th graders:** Ask kids to tell you if the book of the Bible they're looking for is in the Old Testament or New Testament. If it's in the Old, instruct kids to flip slowly, starting at the front of the Bible and heading toward the back, until they find the book they're looking for. If it's in the New, instruct kids to start flipping from the back, going forward to find the book they're looking for. Once they find the book, explain that the big numbers on the page are the chapter numbers. First, have them find the chapter they're looking for. Then explain that the small numbers are verse numbers. Tell kids to find the verse within the chapter they've already found.*

TODAY'S KEY QUESTION

How can you show God's goodness to others?

- Invite the other half of the group to look up and read Ephesians 5:1. (Direct them to the back of their Bible to find Ephesians in the New Testament.)
- Ask: "What would you say is the one thing God wants you to know from this verse?"
 - Tell them there is no right or wrong answer and that each kid's answer may be different.
- Provide a few minutes for kids to write their thoughts in a few words on their sheet of paper.
- When finished, read aloud each of the verses one at a time, giving groups the opportunity to share what they wrote.
- Ask:
 - How do we develop God's goodness in our life?
 - Share why you agree or disagree with this statement: Goodness is more than just being good.
- Hold up a spoon and let kids observe its size and shape.
- Hide the spoon from view.
- Give each kid a pair of scissors.
- Challenge kids to cut their sheet of paper to the exact shape and size as the spoon but without being able to look at it.
- When finished, let kids compare their paper shape to the actual spoon and see who came the closest.
- Point out that their paper took on the shape of the spoon as they pictured it in their mind and tried to cut it to match as closely as they could. As we live, we should try to picture or "mimic" Jesus' goodness in everything we say and do.
- Ask: What part of God's goodness do you most want others to see take shape in you?

TODAY'S BOTTOM LINE

Show God's goodness to others.

MONTHLY MEMORY VERSE


"God began a good work in you. And I am sure that he will carry it on until it is completed. That will be on the day Christ Jesus returns."
Philippians 1:6, NIV

MAKE WAVES

What you do today can change the world around you.

BASIC TRUTH

I should treat others the way I want to be treated.



WEEK
TWO
JULY 2022

SMALL GROUP
PRETEEN

PRELUDE

SOCIAL

STORY

WORSHIP


GROUPS

HOME

CREATING A SAFE PLACE TO CONNECT
25 MINUTES

(VERSE TO TAKE WITH YOU, CONTINUED)

- Remind kids that everything we say and do that is “good” is showing God’s goodness to those around us. When we reflect God’s good character, we can make waves of goodness and make a difference in the world.



WEEK
TWO
JULY 2022

SMALL GROUP
PRETEEN

PRELUDE

SOCIAL

STORY

WORSHIP

GROUPS

HOME

CREATING A SAFE PLACE TO CONNECT
25 MINUTES

MADE TO REFLECT

an activity that creates space
for personal processing
and application



MAKE IT PERSONAL WITH PRAYER [PRAY TO GOD | PRAYER ACTIVITY]

WHAT YOU NEED: Bible

WHAT YOU DO:

- Lead kids in a prayer that praises God's goodness and asks for help that we may show God's goodness to others.
- Read Psalm 119:68, pausing to give kids time to pray silently or to interject a sentence prayer that follows the same thought.
 - "Dear God, You are good. (pause)
 - And what You do is good. (pause)
 - Teach me Your ways. (pause)

WHAT YOU SAY:

"Dear God, we know that everything good comes from You. Show us the many ways You are good to us then help us, in turn, reflect Your goodness to others. Thank You for the Holy Spirit that You have given to those who trust in You to help us spread a wave of goodness that reaches out to those around us. In Jesus' name, amen."

TODAY'S BIBLE STORY

Good Vibrations

City on a Hill
Matthew 5:14-16

TODAY'S KEY QUESTION

How can you show God's
goodness to others?

TODAY'S BOTTOM LINE

Show God's goodness to others.

MONTHLY MEMORY VERSE

"God began a good work in
you. And I am sure that he
will carry it on until it is
completed. That will be on
the day Christ Jesus returns."
Philippians 1:6, NIV

MAKE WAVES

What you do today can
change the world around you.

BASIC TRUTH

I should treat others the way
I want to be treated.