

WEEK
THREE
JUNE 2022

SMALL GROUP
K-3

PRELUDE SOCIAL STORY WORSHIP GROUPS HOME

PROVIDING TIME FOR FUN INTERACTION
15 MINUTES

MADE TO CREATE

an activity that explores ideas through the process of drawing, building, designing, and problem-solving



Before kids arrive, pray for each regular attendee by name. Pray for those who might visit your group for the first time. Ask God to guide kids to identify situations in which they can encourage others and help them make peace. Pray that kids wouldn't feel pressure to solve problems that are out of their league but they would instead have confidence to be peacemakers, knowing that they have the help of the Holy Spirit.

TODAY'S BIBLE STORY

Why Can't We Be Friends?
Abigail Intervenes
1 Samuel 25:1-35

EARLY ARRIVER

WHAT YOU NEED: Offering container, dry erase board or butcher paper, dry erase or washable marker

TODAY'S BOTTOM LINE

You can help others make peace.

WHAT YOU DO:

- Welcome kids by name as they arrive.
- Invite kids who brought an offering to put it in the offering container.
- Tell the kids that they get to help you create sentences which you'll write on the board or paper.
- Start each sentence by saying "I like . . ."
- One at a time, let each kid to add one word to the sentence.
- Do this five times to make five sentences, writing each one on the board.
- Be sure to switch up who gets to choose the first words.
- Once you have your five silly sentences, let kids volunteer read the sentences in an angry voice, one kid per sentence.
- Then, let kids volunteer to read each sentence in a peaceful voice.
- Continue until all five sentences have been read in both angry and peaceful voices.
- Try to make sure each kid has a turn to read a sentence, and encourage everyone to take a turn.

MONTHLY MEMORY VERSE

"The fruit the Holy Spirit produces is love, joy and peace. It is being patient, kind and good. It is being faithful and gentle and having control of oneself."
Galatians 5:22-23a, NIV


MAKE WAVES

What you do today can change the world around you.

BASIC TRUTH

I need to make the wise choice.





CREATING A SAFE PLACE TO CONNECT
25 MINUTES

MADE TO IMAGINE

an activity that promotes empathy and facilitates concrete application through role-play and reenactment

TODAY'S BIBLE STORY

Why Can't We Be Friends?
Abigail Intervenes
1 Samuel 25:1-35

TODAY'S BOTTOM LINE

You can help others make peace.

MONTHLY MEMORY VERSE

"The fruit the Holy Spirit produces is love, joy and peace. It is being patient, kind and good. It is being faithful and gentle and having control of oneself."
Galatians 5:22-23a, NlRV

MAKE WAVES

What you do today can change the world around you.

BASIC TRUTH

I need to make the wise choice.



*** PEACE OF THE STORY**

[TALK ABOUT GOD | BIBLE STORY REVIEW]

WHAT YOU NEED: "Peace of the Story" Activity Page cards in a paper bag, Bible, paper, pens or pencils


WHAT YOU DO:

- Seated the kids together in a circle.
- Tell kids that you will read some statements about today's Bible story.
- Direct the kids to jump up when they think they know who the statement is about—Nabal (rhymes with cable), David, or Abigail.
- Call on the first kid you see jump up.
- Read the following statements about the Bible story.
 1. This person was wealthy, rude, and foolish. *(Nabal)*
 2. This person was clear-minded, wise, and a peacemaker. *(Abigail)*
 3. This person helped protect Nabal's sheep and workers. *(David)*
 4. This person turned away David's men and refused to help them in any way. *(Nabal)*
 5. This person took his men to attack Nabal when he heard how his men were treated. *(David)*
 6. This person was calm in the face of chaos and found a way to try to bring peace. *(Abigail)*
 7. This person accepted Abigail's apology and her gifts and agreed not to harm Nabal and his men. *(David)*
- Once the kids answer all the questions, direct them to stay seated in the circle.
- Give each kid a piece of paper and a pen or pencil.
- Walk around with the "Peace of the Story" cards in the paper bag.
- Let each kid choose one card with a scenario on it.
- Once every kid has a card, give them a moment to write a couple of ways they could bring peace to the situation described on their card. For example:
 - Two kids in the lunch line fight over the last cookie. *(You can bring peace by giving away your cookie or speaking calmly to them in the midst of their anger.)*
- After everyone is finished, let a few volunteers read their scenario and solutions out loud.
- Make sure kids write their names on their papers then set them aside for "Pray and Dismiss."

WHAT YOU SAY:

"The thing I love most about peacemakers like Abigail is that they can help others see their situations in different ways. They can stop arguments and fights before they get out of control. God helped Abigail protect her home and servants from David and also saved them from Nabal's foolishness. If you choose to be a peacemaker like Abigail, sometimes you'll be successful in





WEEK
THREE
JUNE 2022

SMALL GROUP
K-3

PRELUDE

SOCIAL

STORY

WORSHIP

GROUPS

HOME

CREATING A SAFE PLACE TO CONNECT
25 MINUTES


(*PEACE OF THE STORY, CONTINUED)

helping people make peace, but sometimes you won't. Abigail was able to help keep David from doing something bad, but Nabal didn't change at all. Abigail still chose to do the right thing.

[Make it Personal] (Share a kid-appropriate story of a time you helped others make peace or they helped you make peace. Maybe you got in an argument with a friend and your mom helped you see your friend's side of the story; or maybe your dad and brother argued all the time and you helped them make peace by speaking lovingly and staying calm.)

"You can't force someone to be peaceful, but you can still try. With the Holy Spirit's help, **you can help others make peace.**"





CREATING A SAFE PLACE TO CONNECT
25 MINUTES

MADE TO MOVE

an activity that increases the oxygen in the brain and taps into the energy in the body



FRUIT OF THE SPIRIT HOPSCOTCH [HEAR FROM GOD | MEMORY VERSE ACTIVITY]

WHAT YOU NEED: "Hopscotch Letters" Activity Page, tape, bean bag, Bible

WHAT YOU DO:

- If you have not done so already, securely tape the "Hopscotch Letters" to the floor in a 1-2-1-2-1 pattern.
- Read Galatians 5:22-23a, asking kids to echo each fruit of the Spirit as you say it.
- Form a line at the end of the Hopscotch Letters.
- Read the memory verse again but pause randomly at one characteristic of the fruit of the Spirit.
- Invite the first kid in line to toss the bean bag on the Hopscotch Letter that is the first letter of the word you paused on.
- Repeat the word for clarification if needed.
- If the bean bag lands on a different letter, encourage them to name the fruit of the Spirit represented by that letter.
- They jump through the entire hopscotch then turn and hop back while pausing to pick up the bean bag to hand off to the next kid.
- Continue reading and pausing until all kids have had at least one turn and all fruits of the Spirit have been called.
- Keep the hopscotch pages on the floor for "Pray and Dismiss."

TODAY'S BIBLE STORY

Why Can't We Be Friends?
Abigail Intervenes
1 Samuel 25:1-35

TODAY'S BOTTOM LINE

You can help others make peace.

MONTHLY MEMORY VERSE

"The fruit the Holy Spirit produces is love, joy and peace. It is being patient, kind and good. It is being faithful and gentle and having control of oneself."
Galatians 5:22-23a, NIV

MAKE WAVES

What you do today can change the world around you.

BASIC TRUTH


I need to make the wise choice.

WHAT YOU SAY:

"Great job remembering all of those special words! Each one is important for us to KNOW and DO. In fact, it's SO important that God gives those who believe in Jesus the Holy Spirit, to make sure we have all the help we need to put all those special words into action. One of those important words that we've been learning about today is PEACE. When you choose to stay calm, speak softly, and say kind words, you're helping to make peace. Just by choosing to be the one who doesn't yell can make a huge difference.

"Even when a problem isn't yours, **you can help others make peace** by stepping in and figuring out a way to solve the problem that's making someone upset. You can always go to a grown up and ask them what to do. Since peace is important to God, we can always ask for help no matter what the problem is."





WEEK
THREE
JUNE 2022

SMALL GROUP
K-3

PRELUDE SOCIAL STORY WORSHIP GROUPS HOME

CREATING A SAFE PLACE TO CONNECT
25 MINUTES

MADE TO REFLECT

an activity that creates space for personal processing and application



PRAY AND DISMISS
[PRAY TO GOD | PRAYER ACTIVITY]

WHAT YOU NEED: "Hopscotch Letters" still on floor from "Fruit of the Spirit Hopscotch" Activity

WHAT YOU DO:

- [Make It Personal] (Share about a time you asked for help and God helped you make peace in a situation. Choose an example kids can relate to such as working through a disagreement, holding your tongue, calmly talking instead of arguing, or saying something kind when others are being unkind.)
- Ask each of the kids to place a hand on the Hopscotch Letter "P" for PEACE.
- Encourage kids to ask God to help them be peacemakers this week.
 - They can use their own words or follow a simple prayer such as, "Dear God, help us send out a wave of peace this week."

TODAY'S BIBLE STORY

Why Can't We Be Friends?
Abigail Intervenes
1 Samuel 25:1-35

WHAT YOU SAY:

"You can help others make peace. You don't have to wait until you're grown up. If you love and follow Jesus, the Holy Spirit will help you be a peacemaker. Ask God to help you stop arguments and fights before they get out of control. Be a calm wave that gently helps others be calm, too."

TODAY'S BOTTOM LINE

You can help others make peace.

As adults arrive to pick up let kids demonstrate the "Tied in Knots" rope trick.

MONTHLY MEMORY VERSE

"The fruit the Holy Spirit produces is love, joy and peace. It is being patient, kind and good. It is being faithful and gentle and having control of oneself."
Galatians 5:22-23a, NIV

MAKE WAVES

What you do today can change the world around you.

BASIC TRUTH

I need to make the wise choice.

