



## TODAY'S SUGGESTED SCHEDULE

### BIBLE STORY

I can thank God  
for food.

**MANNA**  
**EXODUS 16**

### MEMORY VERSE

"I will give thanks to the Lord  
with my whole heart."

**PSALM 111:1, ESV**

### KEY QUESTION

Who can you thank  
for everything?

### BOTTOM LINE

I can thank God for  
everything.

### BASIC TRUTH

God loves me.

### PRELUDE: Setting the tone for the experience

See the **Getting Ready** pages at the end of this document for a detailed description of what you'll need for today.



In the **Prelude** folder of your curriculum, you'll find a variety of other resources to help you prepare.

### SMALL GROUP

**15**  
MIN

#### **SOCIAL: Providing time for fun interaction**

*Offer one or more of these activities as preschoolers arrive.*

Make It Rain  
Bread Dough   
Sand Table Fun 

### LARGE GROUP

**20**  
MIN

#### **WORSHIP: Inviting people to respond to God**

#### **STORY: Communicating God's truth in engaging ways**


"Attitude of Gratitude" and "Special"  
Bible Story  
Prayer

### SMALL GROUP

**25**  
MIN

#### **GROUPS: Creating a safe place to connect**

*Offer as many of these activities as your time, facilities, resources, and leadership allow.*

Veggie Walk  
Bread for Breakfast   
Loaves for Lacing  
Wake Up and Dance  
Tabletop Thanks  
Journal and Prayer

### HOME: Prompting action beyond the experience

Going Home  
Parent Cue Card (*print or email*)  
Parent Cue App



This symbol indicates an activity with potential allergens. Be sure to post allergy alert sign and inform parents at drop-off.



WEEK  
**THREE**  
NOVEMBER 2021

LARGE GROUP  
**3-5** YEAR  
-OLDS  
STAGE

PRELUDE      SOCIAL      **WORSHIP**      STORY      GROUPS      HOME

10 MINUTES

## BIBLE STORY

I can thank God  
for food.

**MANNA**  
**EXODUS 16**

## MEMORY VERSE

"I will give thanks to the Lord  
with my whole heart."

**PSALM 111:1, ESV**

## KEY QUESTION

Who can you thank  
for everything?

## BOTTOM LINE

I can thank God for  
everything.

## BASIC TRUTH

God loves me.

## LARGE GROUP

ENGAGE CHILDREN'S HEARTS THROUGH A DYNAMIC AND INTERACTIVE WORSHIP, BIBLE STORY, AND PRAYER EXPERIENCE IN A LARGE GROUP SETTING.

## WORSHIP

**WHAT YOU NEED:** Paperclip "Memory Verse Card" in your Bible at Psalm 111:1, ESV. You need a music player and this month's worship song, "Attitude of Gratitude," which is included in your monthly files. The dance moves video for "Attitude of Gratitude" is available on the Very Big Things Dance Moves DVD, OrangeKidsMusic.com, or in your media package if you subscribe. You also need "Special," which is available on the Love Like Jesus CD. The dance moves video for this song is available on the Love Like Jesus Dance Moves DVD and OrangeKidsMusic.com.

**WORSHIP LEADER:** "Do you know what time it is? (Pause.) Worship time! This is your chance to tell God how much you love Him and say thank you as you dance and sing. Our song for this month talks about having an attitude of gratitude! That means that **I can thank God for everything. Who can you thank for everything?"**

**CHILDREN AND WORSHIP LEADER:** "**I can thank God for everything.**"  
*Lead children in singing "Attitude of Gratitude," this month's worship song.*

**WORSHIP LEADER:** "Beautiful singing, friends! We can thank God for everything He's done. **I can thank God for everything!** The Bible teaches us that 'I will give thanks (*thumbs to chest*) to the Lord (*point up*) with my whole heart (*hands over heart*),' Psalm 111:1. (*Open hands like a book.*)

*Lead the children to say the verse with the motions.*

"Great job of learning our verse, friends. We can thank God with our whole heart for the way He made us and for the way He LOVES us! **Who can you thank for everything?"**

**CHILDREN AND WORSHIP LEADER:** "**I can thank God for everything.**"

**WORSHIP LEADER:** "Yes, you can! Because **God loves me**, and God loves you! Let's show God how much we love Him as we worship and sing!  
*Lead children in singing "Special."*

"That was fantastic! Remember this week to stop and say, 'Thank You, God!' Because **I can thank God for everything.**"



WEEK  
**THREE**  
NOVEMBER 2021

LARGE GROUP  
**3-5** YEAR  
-OLDS  
STAGE

PRELUDE

SOCIAL

WORSHIP

STORY

GROUPS

HOME

10 MINUTES

## INTRO SKETCH

**WHAT YOU NEED:** Large basket, table, zucchini, potato, and a small pumpkin

**WHAT YOU DO:** Preset the table in the middle of the storytelling area. Put the vegetables in the basket.

*The Host, very excited, walks out carrying the basket of vegetables.*

**HOST:** "Hello there, friends! I'm [your name], and I am SO happy to see you today. As you know, I've been working all month in our big community garden. So many of us have been working in the garden, and now we plan to get together for a ginormous feast! Would you like to see some of the yummy things I picked from the garden?"

*Hold up the zucchini.*

"Do you know what this is? It has a very funny name! This is a zucchini. The name might sound funny, but they are super-delicious in zucchini bread! Yummo!"

*Hold up the potato.*

"You know what this is, right? Call it out! (Pause.) Yep, it's a potato! You have to dig these out of the dirt. They make the BEST thing ever . . . mashed potatoes! Mmmmm. There is nothing better than creamy mashed potatoes with butter. So, so good. Let's see what else we have."

*Hold up the pumpkin.*

"What about this cute little guy? What do you call this? (Pause.) That's right, a pumpkin! I can use this to make my grandmother's famous pumpkin pie. Get in my belly! It actually takes a little bit of work to get the pumpkin out, so I better get busy! See you guys in a little while."

*The Host exits with the basket of vegetables.*

## BIBLE STORY

**WHAT YOU NEED:** Bible, box of Frosted Flakes® cereal, and a plastic tablecloth; *Optional Story Images*

**WHAT YOU DO:** Set the tablecloth and cereal near the table in the middle of the storytelling area.

*The storyteller enters carrying a Bible.*

**STORYTELLER:** "Hello, friends! I'm [your name], and I'm here to tell you a true story from the Bible."

*Hold up the Bible and lay it open on the table in the center of the storytelling area. Spread out the plastic tablecloth on the floor of your storytelling area.*

"Today's TRUE story starts in a desert. Have you ever been to a desert? This one was hot and sandy. Everyone, show me what you look like when you're hot and sweaty. (Pause.) SO hot!"



WEEK  
**THREE**  
NOVEMBER 2021

LARGE GROUP  
**3-5** YEAR  
-OLDS  
STAGE

PRELUDE

SOCIAL

WORSHIP

STORY

GROUPS

HOME

10 MINUTES

"God's people, the Israelites, were in the desert. And they were NOT happy about it. Everyone show me your unhappy face. (Pause.) Yes!

(Option: Display Story Image W3 01)

They were hot and sweaty and HUNGRY. Show me what you look like when you're hungry. (Pause.)

"God saw that they were hungry. So He told them, 'I will send food for you. And when you wake up, you can eat it.'

(Option: Display Story Image W3 02)

"Everyone, put your head on your hands like this (*demonstrate*) and close your eyes like you're going to sleep. Keep those eyes closed.

"That night, while everyone slept, God sent food for them.

*Shake some of the frosted flakes onto the plastic tablecloth.*

"Have you ever heard of something so amazing! Everyone, wake up. It's morning time.

(Option: Display Story Image W3 03)

"When the people woke up, they were so excited! God gave us food for today! Yay! Thank You, God! They were so thankful. But then . . . everyone say, 'Uh-oh!' with a very sad face."

**CHILDREN AND STORYTELLER:** "Uh oh!"

(Option: Display Story Image W3 04)

**STORYTELLER:** "Suddenly, instead of being happy and grateful, they were worried! Do you want to know why they were worried? The Israelites were worried that God wouldn't give them food again the next day. And they went to bed worried. Let's close our eyes again friends and pretend to be those sleeping Israelites. Close those eyes tight!

*Sprinkle some more frosted flakes on the tablecloth.*

(Option: Display Story Image W3 03)

"Good morning! Rise and shine friends. Open those eyes, and let's see a great big stretch.

"Look! When the Israelites woke up, there was bread on the ground again. Yay, God gave us food today! Thank You, God! Surely they'll stay thankful now, right? Nope.

(Option: Display Story Image W3 04)

"Again they went to bed worried. But every morning, they woke up to more bread!



WEEK  
**THREE**  
NOVEMBER 2021

LARGE GROUP  
**3-5** YEAR  
-OLDS  
STAGE

PRELUDE

SOCIAL

WORSHIP

STORY

GROUPS

HOME

10 MINUTES

(Option: Display Story Image W3 03)

"Day after day this happened, over and over again until finally, the Israelites stopped worrying. They knew that they could trust God to give them what they needed each day. And they were thankful.

"But what about us? Can God give US what we need each day? (Pause.) Yes! So we can be thankful. Thankful when it's pizza day or rice day or taco Tuesday because we can thank God for everything. Tell me, **who can you thank for everything?**"

**CHILDREN AND STORYTELLER: "I can thank God for everything!"**

**STORYTELLER: "Who can you thank for everything?"**

**CHILDREN AND STORYTELLER: "I can thank God for everything!"**

**STORYTELLER:** "Yes, we can. In fact, let's pray right now and thank God for everything. Close your eyes, and let's talk to God together."

## PRAYER

**STORYTELLER:** "God, You are big, awesome, and wonderful. Thank You for giving the Israelite the food they needed each day in the desert. Thank You for giving us what we need, too. Thank You for always loving us. In Jesus' name we pray, amen.

"I loved being with you today. Thanks for listening! I'll see you next time. Bye!"

*The Storyteller exits with the Bible.*

## OUTRO SKETCH

What You Need: No supplies needed.

*The Host enters smiling.*

**HOST:** "Wasn't that an amazing TRUE story? God gave the Israelites the food they needed. And God can give us what we need, too, like all those yummy things from the garden. I think I got the story. Did you get it? If you did, say, 'Got it!' Get it?"

**CHILDREN AND HOST:** "Got it!"

**HOST:** "Good! I'm so thankful for all this food. I can't wait to cook it all! Pumpkin pie for everyone. See you next time, friends!"

*Host exits while waving to the children.*



WEEK  
**THREE**  
NOVEMBER 2021

LARGE GROUP  
**3-5** YEAR  
-OLDS  
STAGE

PRELUDE

SOCIAL

WORSHIP

STORY

GROUPS

HOME

## GETTING READY

HERE'S EVERYTHING YOU NEED TO KNOW TO GET READY FOR THIS WEEK

Gather children for a Large Group time that includes interactive worship, the introductory sketch, and the Bible story. The Stage Script is written for those who gather their preschoolers together from multiple rooms and have a larger space on which to present the Bible story. If you are pulling your children to a rug to one side of your preschool space, you may benefit from using the Rug Script.

### WORSHIP: INVITING PEOPLE TO RESPOND TO GOD (10 MINUTES)

*A Worship Leader and live instruments are recommended to sing along with the music tracks. Encourage children to be active during worship by incorporating the appropriate hand motions.*

### STORY: COMMUNICATING GOD'S TRUTH IN ENGAGING WAYS (10 MINUTES)

*Choose an engaging adult to tell the Bible story. This person should be able to command the attention of preschoolers and control the group through animated storytelling. These scripts are written to be "told" and not "read." Advanced preparation is necessary.*

## 1. WORSHIP

#### WHAT YOU NEED:

- Leader(s)
- Live instruments
- Music player
- "Memory Verse Card" paperclipped in your Bible at Psalm 111:1, ESV

#### MUSIC AND SOUND EFFECTS:

- This month's worship song, "Attitude of Gratitude," which is included in your monthly files
- "Special," available on the Love Like Jesus CD, iTunes®, or Spotify®

#### OPTIONAL VIDEOS (AVAILABLE FOR PURCHASE):

- Dance moves video for "Attitude of Gratitude," available in the media package if you subscribe, on the Very Big Things Dance Moves DVD, or from OrangeKidsMusic.com

- Dance moves video for "Special," available on the Love Like Jesus Dance Moves DVD or from OrangeKidsMusic.com

#### WHAT YOU DO:

- Download all songs (*available on OrangeKidsMusic.com*) and have them ready to use.

## 2. INTRO/OUTRO SKETCH

#### WHAT YOU NEED:

- Large basket
- Zucchini
- Potato
- Small pumpkin
- Table

#### WHAT YOU DO:

- Place all the vegetables in the basket for the Host to carry.
- Preset the table in the center of the storytelling area.

## 3. BIBLE STORY

#### WHAT YOU NEED:

- Bible
- Box of Frosted Flakes® or other wafer-like cereal
- Plastic tablecloth

#### LARGE GROUP VISUALS:

- Story Image W3 01
- Story Image W3 02
- Story Image W3 03
- Story Image W3 04

#### WHAT YOU NEED:

- Set the tablecloth and cereal box near the table in the storytelling area.





WEEK  
**THREE**  
NOVEMBER 2021

LARGE GROUP  
**3-5** YEAR  
-OLDS  
STAGE

PRELUDE

SOCIAL

WORSHIP

STORY

GROUPS

HOME

## GETTING READY

HERE'S EVERYTHING YOU NEED TO KNOW TO GET READY FOR THIS WEEK

### SUPPLEMENTAL RESOURCES

**WONDER, LOOK AT GOD'S STORY:** First Look offers weekly introductory sketches and Bible stories on the DVD titled *Wonder, Look at God's Story*. This DVD is available for purchase at [OrangeStore.org](http://OrangeStore.org) or as part of your monthly media package.

### FIRST LOOK PINTEREST PAGE

Visit our Pinterest page to see craft samples and suggested supplies. <https://bit.ly/FirstLookPinterest>