

WEEK
FOUR
APRIL 2021

SMALL GROUP
PRETEEN

PRELUDE SOCIAL STORY WORSHIP GROUPS HOME

PROVIDING TIME FOR FUN INTERACTION
15 MINUTES

MADE TO EXPLORE

an activity that extends learning through hands-on experimentation and discovery



OPENING ACTIVITY

WHAT YOU NEED: Books, decks of cards, "Build a Bridge" Activity Page

WHAT YOU DO:

- Give kids two books and a stack of cards, about half a deck for each kid.
- Instruct kids to set the books about eight inches apart.
- Using the cards, challenge kids to build a bridge to "bridge the gap" between the two books.
- If kids master building a bridge, encourage them to move the books farther apart and try to build another bridge.
 - How far can they separate the books and still successfully "bridge the gap"?

TODAY'S BIBLE STORY

The Peacemaker
Abigail Intervenes
1 Samuel 25:1-35

Note: For a visual of how a bridge could be built, refer to the "Build a Bridge" Activity Page and/or this video: <https://bit.ly/3gmJ2si>

TODAY'S KEY QUESTION

What are ways you can be a peacemaker?

WHAT YOU SAY:

"You are master bridge builders—bridging the gap between the two books! I'm so impressed with your efforts and hard work. **[Transition] Let's head to Large Group to hear about a woman who was a bridge builder, and what she did to 'bridge the gap.'**"

TODAY'S BOTTOM LINE

You can show you care about others by being part of the solution.

Lead your group to the Large Group area.

MONTHLY MEMORY VERSE

So let us do all we can to live in peace. And let us work hard to build up one another.
Romans 14:19, NIV


MONTHLY LIFE APP

Peace—Proving you care more about each other than winning an argument

BASIC TRUTH

I should treat others the way I want to be treated.





WEEK
FOUR
APRIL 2021

SMALL GROUP
PRETEEN

PRELUDE SOCIAL STORY WORSHIP GROUPS HOME

**CREATING A SAFE PLACE TO CONNECT
25 MINUTES**

MADE TO PLAY

an activity that encourages learning through following guidelines and/or working as a group



BIBLE STORY EXTENSION

[TALK ABOUT GOD | BIBLE STORY REVIEW]

WHAT YOU NEED: Large pieces of paper, ping pong balls, masking tape, cardstock or cardboard

WHAT YOU DO:

- Review the story by using the following to prompt

discussion:

- Who were the peacemakers in the story? What makes them peacemakers?
- Who were not peacemakers? Why don't you consider them peacemakers?
- What about the servants who told Abigail about David's plan? Do you think they were trying to be part of the solution or were they trying to cause unnecessary drama? What is the difference between helping and creating drama? *(This is an opportunity to talk about the motivation behind their actions.)*
- What about David and his men? Were they peacemakers or anti-peacemakers? *(Potentially they could be both. They protected Nabal's servants in the fields. But when they didn't get their way with Nabal, their response escalated the situation.)*

- Pair kids up into teams.
- Direct teammates to stand across from each other, if possible, on opposite sides of the room.
- Place a large piece of paper in front of each kid.
- Set three matching ping pong balls on the paper in front of each kid, making sure the kids on the same side of the room have the same color of ping pong balls. *(And therefore, teammates have different colors of ping pong balls.)*
- Give each kid a piece of cardstock or cardboard.
- When you say "Go," kids fan their ping pong balls from their side of the room toward their teammate's piece of paper on the other side of the room.
- Basically, you're challenging kids to switch the ping pong balls from one side of the room to the other.
- Kids can only move the ping pong balls by fanning them with the cardstock; kids cannot touch the ping pong balls with their hands or feet.
- Ask:
 - It wasn't easy to switch places with those ping pong balls. I wonder how hard it was for Abigail to switch places with Nabal and be the one who approached David. Imagine you are Abigail—how would you have felt approaching David, knowing that it was Nabal's actions that made David mad?
 - What if two friends are in a fight. You didn't cause the fight or make it worse. How are you supposed to respond? What's your responsibility in terms of peacemaking? *(This could prompt discussion that there are times you aren't the cause but you can still be the part of the solution. It doesn't mean it's easy, but it's what we should do as followers of Jesus.)*

TODAY'S BIBLE STORY

The Peacemaker

Abigail Intervenes
1 Samuel 25:1-35

TODAY'S KEY QUESTION

What are ways you can be a peacemaker?

TODAY'S BOTTOM LINE

You can show you care about others by being part of the solution.

MONTHLY MEMORY VERSE

So let us do all we can to live in peace. And let us work hard to build up one another.


Romans 14:19, NIV

MONTHLY LIFE APP

Peace—Proving you care more about each other than winning an argument

BASIC TRUTH

I should treat others the way I want to be treated.



WEEK
FOUR
APRIL 2021

SMALL GROUP
PRETEEN

PRELUDE SOCIAL STORY WORSHIP GROUPS HOME

**CREATING A SAFE PLACE TO CONNECT
25 MINUTES**

MADE TO CONNECT

an activity that invites kids to share and collaborate with others while growing their understanding



DISCUSSION QUESTIONS

[TALK ABOUT GOD | BIBLE STORY REVIEW]

WHAT YOU NEED: No supplies needed

WHAT YOU DO:

Ask:

- Why do Jesus followers consider Jesus to be the ultimate peacemaker?
- What are some reasons that we avoid being peacemakers in difficult situations?
- What are some ways we can be a peacemaker? *(If necessary, provide a scenario: If someone is giving you the silent treatment, what could you do to be a peacemaker? What if you are watching a show and your older brother walks in and switches what you're watching – what could you do to be a peacemaker?)*

TODAY'S BIBLE STORY

The Peacemaker

Abigail Intervenes
1 Samuel 25:1-35

TODAY'S KEY QUESTION

What are ways you can be a peacemaker?

TODAY'S BOTTOM LINE

You can show you care about others by being part of the solution.

MONTHLY MEMORY VERSE

So let us do all we can to live in peace. And let us work hard to build up one another.

Romans 14:19, NIV


MONTHLY LIFE APP

Peace—Proving you care more about each other than winning an argument

BASIC TRUTH

I should treat others the way I want to be treated.





WEEK
FOUR
APRIL 2021

SMALL GROUP
PRETEEN

PRELUDE SOCIAL STORY WORSHIP GROUPS HOME

**CREATING A SAFE PLACE TO CONNECT
25 MINUTES**

MADE TO REFLECT

an activity that creates space for personal processing and application



MAKE IT PERSONAL WITH PRAYER

[PRAY TO GOD | PRAYER ACTIVITY]

WHAT YOU NEED: Butcher paper from the "Verse to Take with You" Activity

WHAT YOU DO:

- Gather kids in a circle.
- Lay out in the center of the circle the butcher paper from the "Verses to Take with You" Activity.
- Lead kids in prayer by saying:
 - God, You are the God of peace, and it is Your desire that we do what we can to live in peace with each other. Help us to be peacemakers by . . . *(encourage kids to take turns saying ways they can be a peacemaker. Encourage them to use the ideas on the butcher paper as a guide.)*
 - God, You created us in Your image, and You have given each of us gifts and talents. Some of us are good at making others laugh, and some of us are great at building others up. Some of us love to sing *(fill in specific gifts kids in your group have)*. God, help us to use these gifts to be peacemakers and to be part of the solution. In Jesus' name we pray! Amen.

TODAY'S BIBLE STORY

The Peacemaker

Abigail Intervenes
1 Samuel 25:1-35

TODAY'S KEY QUESTION

What are ways you can be a peacemaker?

TODAY'S BOTTOM LINE

You can show you care about others by being part of the solution.

MONTHLY MEMORY VERSE

So let us do all we can to live in peace. And let us work hard to build up one another.

Romans 14:19, NIV

MONTHLY LIFE APP

Peace—Proving you care more about each other than winning an argument

BASIC TRUTH

I should treat others the way I want to be treated.

