

WEEK TWO - MAY 2018 - KINDERGARTEN/FIRST

Bible Story: *Logic Error • 1 Samuel 21-22*

Bottom Line: *When you're not truthful, you hurt others.*

Memory Verse: *"Anyone who lives without blame walks safely. But anyone who takes a crooked path will get caught." - Proverbs 10:9 NIrV*

Life App: *Honesty - Choosing to be truthful in whatever you say and do.*

Basic Truth: *I should treat others the way I want to be treated*

Summary: Next, we look to 1 Samuel 21-22. David is on the run from King Saul and escapes to the town of Nob where he asks the priest Ahimelek for help. Ahimelek asks some questions, but instead of telling the truth, David spins a tale that ends up getting Ahimelek killed when King Saul found out. David found out the hard way that lies have severe consequences.

Bottom Line: We tend to think that if we lie, we're only helping ourselves get out of trouble or get something we want. But lies have consequences. Often those repercussions extend beyond ourselves to the people we lie to or lie about. We pray that kids will realize that telling the truth keeps everyone from experiencing unnecessary pain.

8:50-9:00 | 10:20-10:30 | 11:50-12:00 - EARLY ARRIVERS ACTIVITIES

1. Early Arriver Idea

Explore: an activity that extends learning through hands on experimentation and discovery

What You Need: N/A

What You Do:

- Ask kids if they have ever set up dominoes and then knocked them down
 - Explain that the domino effect is when one thing happens, which makes something else happen, just like when one domino falling makes another domino fall.
 - That's kind of like what happens when we're not honest—it often causes something else bad to happen.

2. If and Then

Connect: an activity that invites kids to share with others and build on their understanding

What You Need: "If and Then" cards from the Activity Page

What You Do:

- Explain to your few that you will each take a turn picking up a card and coming up with their own "if and then" scenarios. For example: IF I disobey my mom, THEN I will be unable to go to the sleepover.
- Take the first turn so kids will have an example to follow.
- If time allows, pass out some pencils and let kids come up with their own "If" statements. They can write their statements on the back of the "If and Then" cards.
- Put the cards kids have written on in a pile, and let them take turns drawing a peer's card and coming up with a "then" statement for the "if" statement on the card.

What You Say:

"You all came up with some crazy 'if and then' scenarios. You did an excellent job at thinking through what may result because of a certain choice you make. Have you ever made a wrong choice in real life? What happened when you made that choice? (Pause for answers.) [Transition] Today in Large Group, we are going to learn about a guy who also made some unwise decisions. IF he made wrong choices just like the examples on our cards, I wonder what happened to him THEN?"

Lead your group to the Large Group area.

9:10-9:45 | 10:40-11:15 | 12:10-12:45 - LARGE GROUP

OVERVIEW:

Bottom Line: *When you're not truthful, you hurt others.* " We tend to think that if we lie, we're only helping ourselves get out of trouble or get something we want. But lies have consequences. Often those repercussions extend beyond ourselves to the people we lie to or lie about. We pray that kids will realize that telling the truth keeps everyone from experiencing unnecessary pain.

9:45-10:05 | 11:15-11:35 | 12:45-1:05 SMALL GROUP

1. Mannequin Review

[Live for God | Application Activity]

Imagine: an activity that promotes empathy & facilitates biblical application through role-play

What You Need: "Mannequin Review Script" Activity Page

What You Do:

- Ask kids if anyone knows what a mannequin is and if they can explain it to everyone else. (If not, quickly tell kids that a mannequin is typically found in a store that sells clothes and it's a pretend person figure that stores use to show how the clothes look if they're on a person.)
- Explain that today you're going to do a mannequin review.
 - You will retell the Bible story, and you'll be using the kids as mannequins to retell the story.
 - They shouldn't move on their own except to walk to the spot you show them.
 - Then they can let you move their arms and legs to set up the scene.
- Use the script to retell the story, placing kids in scenes as you do so. Feel free to do some funny poses.
- Make sure to use each kid at least once.

What You Say:

*"David really didn't make a wise choice when he chose to be untruthful with Ahimelek. I feel sorry for Ahimelek, because he didn't know David was lying, and he helped David. And then he got hurt because the king was mad that he helped David. It wasn't fair, was it? That's what can happen to other people when we lie—they can get hurt when it wasn't even their fault. It's not fair to them. I want you to always remember that **when you're not***

truthful, you hurt others. When you think it might be a good idea to not tell the truth, it's not. Someone could get hurt, and we all know that's not good."

2. Comic Strip Scenarios

[Application Activity]

Create: an activity that explores spiritual ideas through drawing, building and designing

What You Need: "Comic Strip Scenarios" Activity Page; markers/crayons

What You Do:

- Hand out the Activity Pages, and set out the markers/crayons.
- Go through the scenarios one at a time.
 - Ask kids to describe what's going on in the pictures.
 - Then ask what could happen if the kid was untruthful. How could someone get hurt?
 - Then instruct them to finish the strip in the last square with the kid in the scenario being truthful.
- If you have mostly older kids (first graders) and have more time, challenge them to work together to come up with another three-strip comic where a kid could potentially not be truthful and it would hurt others.

What You Say:

*"These are all scenarios that could maybe happen to us. It can be tempting to not tell the truth so we won't get in trouble or so we'll look good or for many other reasons. But often **when you're not truthful, you hurt others**, and that's not a good thing. We don't want other people to get hurt because we weren't honest. That's not fair to them, is it? Whenever we think about not telling the truth, we should think about the fact that someone else could get hurt because we weren't honest. Let's all try to be honest and tell the truth from this point on so we won't hurt others with our untruthfulness." [Make It Personal] (Tell kids a story about a time you lied when you were little and someone else got hurt as a result. What happened? How did that other person feel? How did you feel?)*

3. Pray and Dismiss

[Prayer Activity]

Reflect: an activity that creates space for personal understanding and application

What You Need: N/A

What You Do:

- Tell kids it's time to pray, and they can do it however they wish: standing up, sitting down, lying down, kneeling, with their eyes open or closed, or anything else.
- Explain that they can pray anytime, anywhere, and in any way about anything they want.
- Then tell kids to repeat this prayer after you: "God, please help me to be truthful so I won't hurt others."
- Give kids 15-20 more seconds to pray silently about anything they want.

What You Say:

"I love that we can pray anywhere, anytime, and about anything. God hears our prayers no matter where we are or what we say. That's pretty amazing, isn't it? Every day this week, I want you to pray, and I want you to keep asking God to help you be truthful, because **when you're not truthful, you hurt others**. And I know you don't want to hurt others!"

As adults arrive to pick up, tell them to ask kids to show them their "Comic Strip Scenarios" Activity Pages, describe what is happening, and then tell them the Bottom Line and why it's important.

God had chosen David to be the next king of Israel, but Saul was still king. And he really didn't like David, who was very popular and a mighty warrior. King Saul tried to kill David, but Saul's son Jonathan helped David escape.

David was all by himself, and he was on the run. He didn't have any weapons, in case someone tried to kill him again. And he didn't have any food.

He went to God's Tabernacle and talked to the high priest, Ahimelek. Ahimelek asked David why he was alone, and David decided not to tell the truth. He knew if Ahimelek knew he was running from the king, Ahimelek would have to tell the king where he was. So instead he said he was on a secret mission from the king.

He asked for food for him and his men—remember, he didn't have anyone with him—and Ahimelek gave him holy bread that had been offered to God.

He also asked for a weapon. He didn't tell the truth and told Ahimelek he didn't have time to grab his own as he left on his secret mission. So Ahimelek gave David the sword Goliath used to defend himself many years before.

David went off with his gifts, and eventually other people joined him as he hid out from King Saul.

David thought he had gotten away with lying to the high priest, but he hadn't. King Saul found out Ahimelek had given David gifts, so he was angry with David AND with Ahimelek, who had only been doing what he thought was right. But King Saul didn't know David had lied to the priest.

King Saul was so angry that Ahimelek and a lot of other people ended up getting hurt as a result. And it all happened because David had not been truthful with the high priest.

What to Do:

Print one for each small group.

Mannequin Review Script

May 2018, Week 2, Small Group K-1
©2018 The reThink Group, Inc. All rights reserved.

If I take my
brother's toy without
asking . . .

If I disobey
my mom . . .

If I don't listen
to my teacher . . .

If I don't
do my chores . . .

If I don't clean up
after myself . . .

If I am
annoying my sister
on purpose . . .

If I don't do
my homework . . .

If I don't eat all
of my dinner . . .

If I pull on the
cat's tail and annoy
him . . .




If I don't put my
basketball jersey in
the dirty clothes
basket . . .

What to Do:

Print and cut apart one set for each small group.

If and Then

May 2018, Week 2, Small Group 2-3
©2018 The reThink Group, Inc. All rights reserved.



What to Do:
Print one copy for each kid.