



WEEK TWO - APRIL 2018 - SECOND/THIRD

Bible Story: *Baby on Board • 1 Samuel 1:6-2:1*

Bottom Line: *When you think you can't wait, talk to God about it.*

Memory Verse: *"Wait for the Lord. Be strong and don't lose hope. Wait for the Lord!" - Psalm 27:14 NIV*

Life App: *Patience - Waiting until later later for what you want now*

Basic Truth: *I can trust God no matter what*

Summary: For our first week focused on patience, we look to **1 Samuel 1:6-2:1** where we discover the story of Hannah. She had waited years for a child. Rather than become frustrated and angry toward God, she prays and tells Him all about it. When God answers her prayer, she gives her son back to God. He honored her waiting and blessed her with even more children.

Bottom Line: It's important for us all to remember that talking to God about waiting will help us stay patient through whatever circumstance we might face. He may not change our circumstance, but He'll give the strength to keep waiting well.

8:50-9:00 | 10:20-10:30 | 11:50-12:00 - EARLY ARRIVERS ACTIVITIES

1. Early Arriver Idea

Connect: an activity that invites kids to share and build on their understanding with others

What You Need: N/A

What You Do:

- Ask kids about something they are looking forward to. Do they have a vacation coming up? Are they excited for summer? Is their birthday soon?
- Ask them how they are doing waiting for whatever thing they are excited about.

What You Say:

"Those sound like some pretty amazing trips! You guys are giving me a travel bug. Having a fun trip coming up can be fun to look forward to but also hard to wait for. **Today in Large Group, we are going to talk about someone who was waiting for something for a VERY long time.**"

Lead your group to the Large Group area.

9:10-9:45 | 10:40-11:15 | 12:10-12:45 - LARGE GROUP

OVERVIEW:

Bottom Line: When you think you can't wait, talk to God about it." Often kids don't plan on being impatient; they just find themselves in situations where their patience is tried. As we get older though, we're able to understand the sorts of moments where we might find ourselves needing a good dose of patience. We hope that kids start to discover the times they might need patience and figure out what God can help them do about it.

9:45-10:05 | 11:15-11:35 | 12:45-1:05 SMALL GROUP

1. Review Jumble

[Talk About God | Bible Story Review]

Explore: an activity that extends learning through hands on experimentation and discovery

What You Need: "How To" & "Review Questions" Activity Pages; White Paper; markers; scissors; Bibles

What You Do:

- Hand out one "How To" Activity Page and a piece of plain white paper to each kid.
- Help kids follow the instructions on the Activity Page to make a cootie catcher with the numbers 1 through 8 written on the inside folds.
- When all kids have finished making their cootie catchers, let kids take turns using the cootie catcher to choose a question.
- To do this:
 - Open/close the cootie catcher one time for each letter in their first name (i.e. A-D-A-M would be four times).
 - When they finish, the cootie catcher should be opened up to four numbers.
 - Choose one of those four numbers and ask them the question from the Activity Page that aligns with that number. (Note: If the kids aren't sure of the answer, encourage them to ask a friend or to look up the story in the Bible: 1 Samuel 1:6-2:1.)
 - Try to pick a question that has not yet been asked.
 - If all the available numbers have already been asked, ask the second question listed under the number chosen.

What You Say:

"The story today was about a woman who wanted a baby of her very own. You are not exactly old enough to be a mom or dad, but I bet there is something you are waiting for. Whether it's spring break or your birthday or summer or a trip you have coming up or a big game, performance, or recital—we all have things we are looking forward to. The important thing is to be patient as we wait for whatever it is we are looking forward to and believe that God's timing is perfect.

[Make It Personal] (Tell kids about a time when you were waiting for something and you felt like it should have already happened. Were you able to wait patiently and see that God's timing is perfect? Did you grow impatient, and did it challenge your faith?)

*One of the best things we can do when we are trying to be patient is to pray. We can tell God what we are waiting for and why we are so excited. We can even tell Him all about how hard it is to wait. The important thing is that **when you think you can't wait, talk to God about it.**"*

2. Hold Your Tongue

[Memory Verse Activity]

Explore: an activity that extends learning through hands on experimentation and discovery

What You Need: N/A

What You Do:

- Ask kids about times when they have had a hard time being patient.
 - If they have a hard time thinking of examples, prompt them with: sitting in traffic in the car, when someone in their family is typically always running late, or when they're waiting for a turn on playground equipment or during PE class.
- Tell kids that sometimes talking to God either quietly or by praying out loud can help us when we need to be patient.
- Pray in a quiet voice, using the guide below.

What You Say:

*"Our verse this month tells us to wait for the Lord by being strong and not losing hope. Sometimes that can be much easier said than done. What are some ways you can be strong and hopeful when you are waiting? (Pause for responses.) Those are some great ideas! One of the best ways to be strong and hopeful is to pray, because **when you think you can't wait, talk to God about it.**"*

3. Pray and Dismiss

[Prayer Activity]

Reflect: an activity that creates space for personal understanding and application

What You Need: N/A


What You Do:

- Guide kids to sit silently and think of something that they're waiting for. It might be a pet, learning how to read, for their mom or dad to get a job, for someone to get well, or for someone to know Jesus.
- Lead kids in prayer, asking God to help the kids trust Him while they wait.

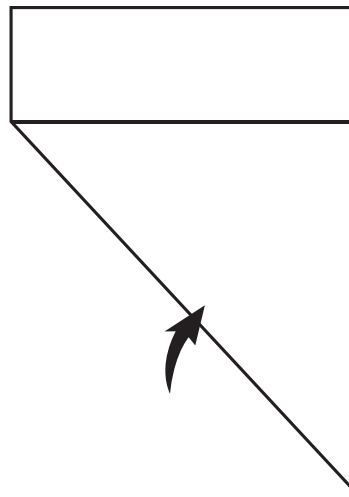
What You Say:

"Thank you, God, for helping us get through times when we have to wait. It can be hard to be patient but, with You, we can be strong and hopeful in every situation. Help us to remember that **when you think you can't wait, talk to God about it.**"


As adults arrive to pick up, ask kids to recite today's Bottom Line while holding their tongues: **When you think you can't wait, talk to God about it.**



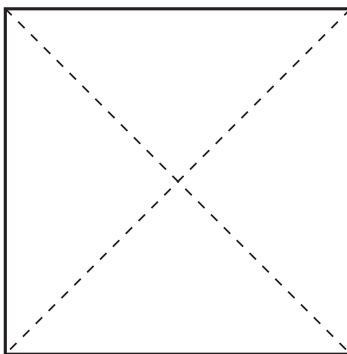
1 Get a sheet of paper.



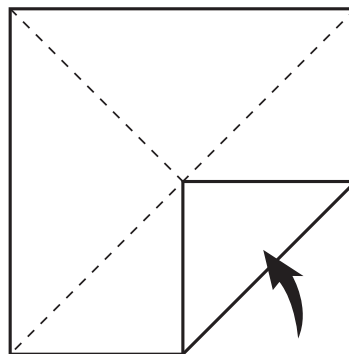
2 Fold a corner so it meets the other side.



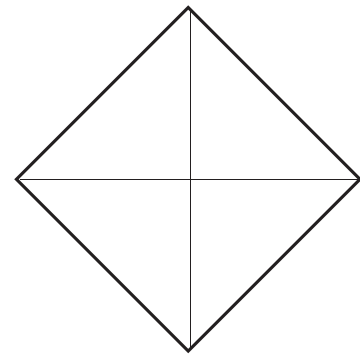
3 Fold other corner and cut off the top.




4 Unfold the paper. It's square now.



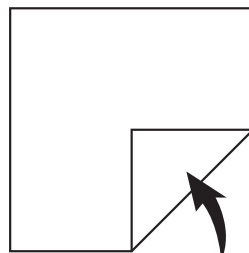
5 Fold the corners back so the points meet...



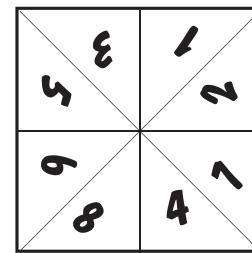
6 ...and it'll look like this. Then...



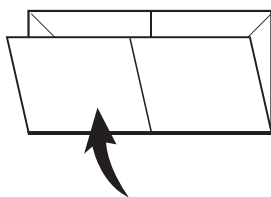
7 Flip it over. It looks like this now.



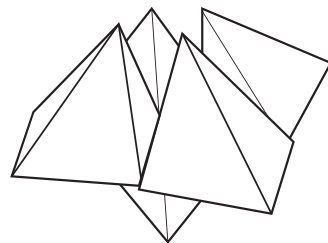
8 Again, fold the corners so the points meet...



9 ...and now it'll look like this. Write one number (1-8) on each of the triangles. The numbers do not have to be in order.



10 Fold it and work your fingers into it.



11 Push the creases out into four points.

“Review Questions”

1. What was the name of the woman in our story? (Hannah)
2. What was her husband’s name? (Elkanah)
3. What did the woman in our story want more than anything? (A baby)
4. What was the name of the town they went to? (Shiloh)
5. Why did the woman and her husband go to God’s house? (To worship Him)
6. What was the priest’s name at the house of God? (Eli)
7. Why was Hannah being teased? (Because she didn’t have a baby)
8. Why did Hannah leave dinner? (Because she was being made fun of)
9. What was Hannah doing when Eli, the priest, first met her? (Praying)
10. What did Eli think of Hannah? (There might be something wrong with her)
11. What did the woman in our story promise God? (That if He gave her a child, she would give him back to God)
12. How did the woman in our story feel after she prayed? (Like God had heard her and He was in control)
13. How long was it before Hannah had a baby? (Less than a year)
14. What did the woman name her baby? (Samuel)

What to Do:

Make one copy for each small group.

Review Jumble

April 2018, Week 2, Small Group 2-3
©2018 The reThink Group, Inc. All rights reserved.